Microsoft Dynamics 365

What's New Business Central 2020 Wave 1 Release (and what's expected in 2020 Wave 2)

Peter Jakobsen

Partner Technical Architect
Microsoft, Western Europe

Peter Jakobsen

Partner Technical Architect

Microsoft, Western Europe

- Worked with IT for the past 20 odd years
- Primarily with ERP (NAV/BC) at partners and customers
- Hybrid background as a developer and consultant
- Former PTS for NAV in Denmark for 4 years.
- Now Partner Technical Architect at Microsoft Western Europe with Business Central product features and technical subjects as main focus.

Disclaimer

This presentation is provided for informational and training purpose only. It represents Microsoft´s view as of the presentation date. Microsoft cannot guarantee the accuracy of any information after the presentation. Because Microsoft must respond to changing market conditions, it should not be interpreted as a commitment on Microsoft´s part. This presentation is provided “as-is”.

Sample code included in this presentation is made available AS IS.

© Copyright Microsoft Corporation. All rights reserved

Release Themes

1. **Productivity via Modern Client**
2. **Application Enhancements**
3. **Service and Development Fundamentals**
4. **Cloud Migration Tools**

5. **Wave 2 roadmap**

Microsoft Dynamics 365

Modern Client Productivity

Modern Client Improvements

Disable Export of Data to Excel

Expand and Collapse Document Lines

Enable Non-Interactive Printing in the Cloud

Enter Data More Easily

Cancel Long Running Operations

Device Orientation Enhancements

Improved Page Load Time

Import Profiles and UI Customizations

Navigate Trees More Easily

Optimized Page Space

Show and go to related records from a list

Unhide Parts on a Page

Find Function on Role Explorer

Use Filters and Views More Easily

New “Beautified” Onboarding

Your personal settings and setup of critical business processes, in one place

Quickly get to categorized assistants that walk you through setting up features

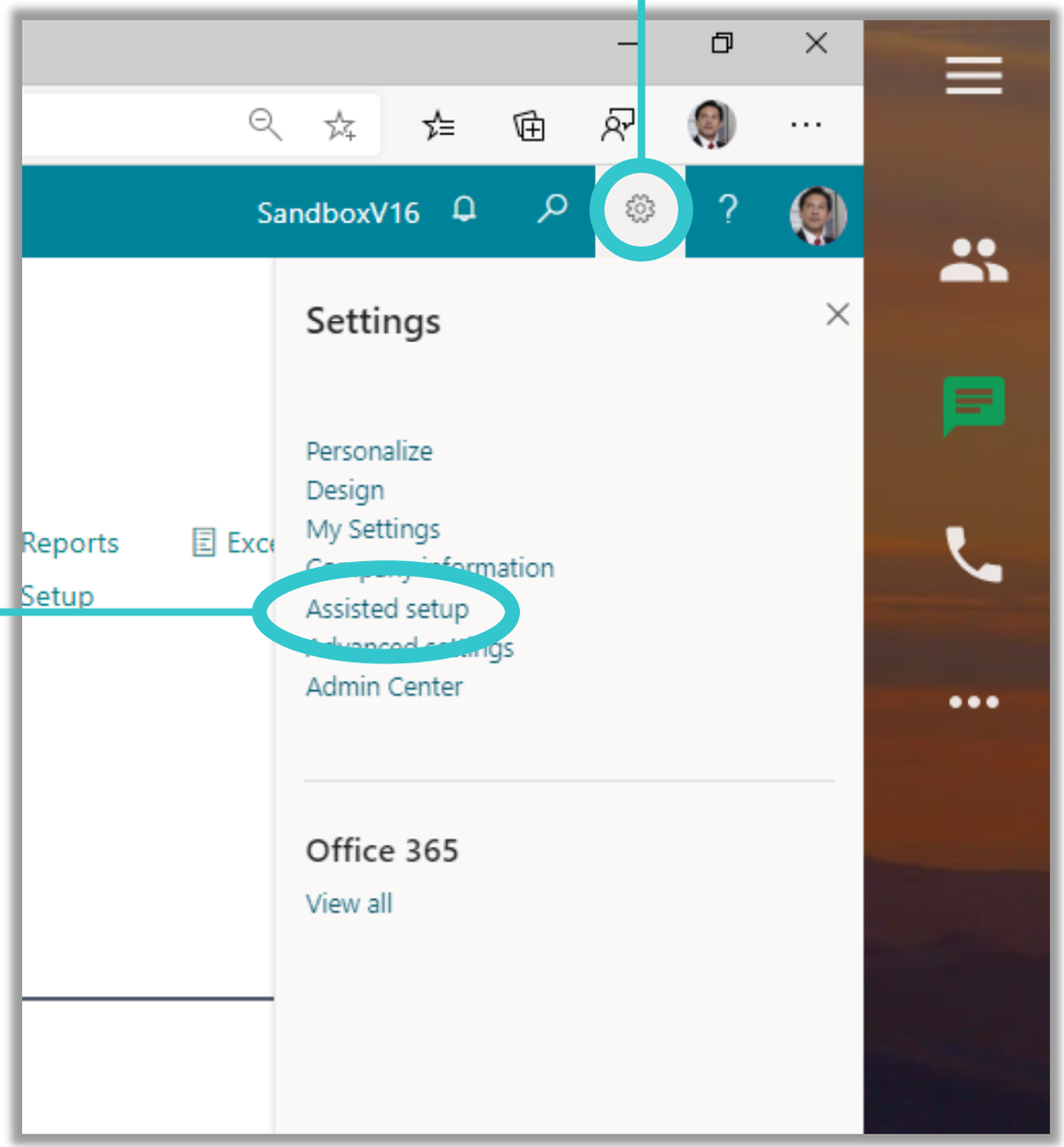

ASSISTED SETUP | WORK DATE: 4/6/2020

Open in Excel | More options

Name	Completed	Help	Video	Description
Set up your company	☐	_	_	
Set up exchange rates	☐	Read	Watch	Set up exchange rates
Set up my company	☐	Read	_	Tell us some basic information about your business so you can start work.
Update users from Office	☐	_	_	
Set up sales tax	☑	Read	Watch	Set up sales tax information for your company, customers, and vendors.
Get ready for the first invoice	☐	_	_	
Set up email	☐	Read	Watch	Set up the email account that you use to send business documents to customers and vendors.
Customize document layouts	☐	Read	_	Make invoices and other documents look right for your business.
Report on financial health	☐	_	_	
Set up reporting data	☐	Read	_	Create data sets that you can use for building reports in Excel, Power BI, or any other reporting t...
Get ready for business	☐	_	_	
Set up payment services	☐	Read	_	Connect to a payment services so that your customers can pay you electronically.
Migrate business data	☐	Read	Watch	Import existing data to Business Central from your former system.
Set up Cloud Migration	☐	Read	_	Migrate data from your on-premises environment to Business Central.
Invite external accountant	☐	Read	_	Send a link to your external accountant so that they can access your Business Central.
Set up AMC Banking 365 Foundation extension	☐	Read	_	Connect to an online bank service that can convert bank data from Business Central into the for...
Connect with other systems	☐	_	_	
Set up Dynamics 365 Sales connection	☐	Read	Watch	Connect your Dynamics 365 services for better insights.
Set up the Common Data Service connection	☐	Read	_	Connect to Common Data Service for better insights across business applications.
Do more with Business Central	☐	_	_	
Set up your Business Inbox in Outlook	☐	Read	Watch	Configure Exchange so that users can complete business tasks without leaving their Outlook inb...
Set up cash flow forecast	☐	Read	_	Manage your cash flow by automatically analyzing specific general ledger accounts.
Set up approval workflows	☐	_	_	
Set up approval workflows	☐	Read	Watch	Create approval workflows that automatically notify an approver when a user tries to create or c...
Set up email logging	☐	Read	Watch	Track email exchanges between your sales team and customers and prospects, and then turning...
Set up an item approval workflow	☐	_	_	Create approval workflows that automatically notify an approver when a user tries to create or c...
Set up a customer approval workflow	☐	_	_	Create approval workflows that automatically notify an approver when a user tries to create or c...
Set up a payment approval workflow	☐	_	_	Create approval workflows that automatically notify an approver when a user sends payment jo...

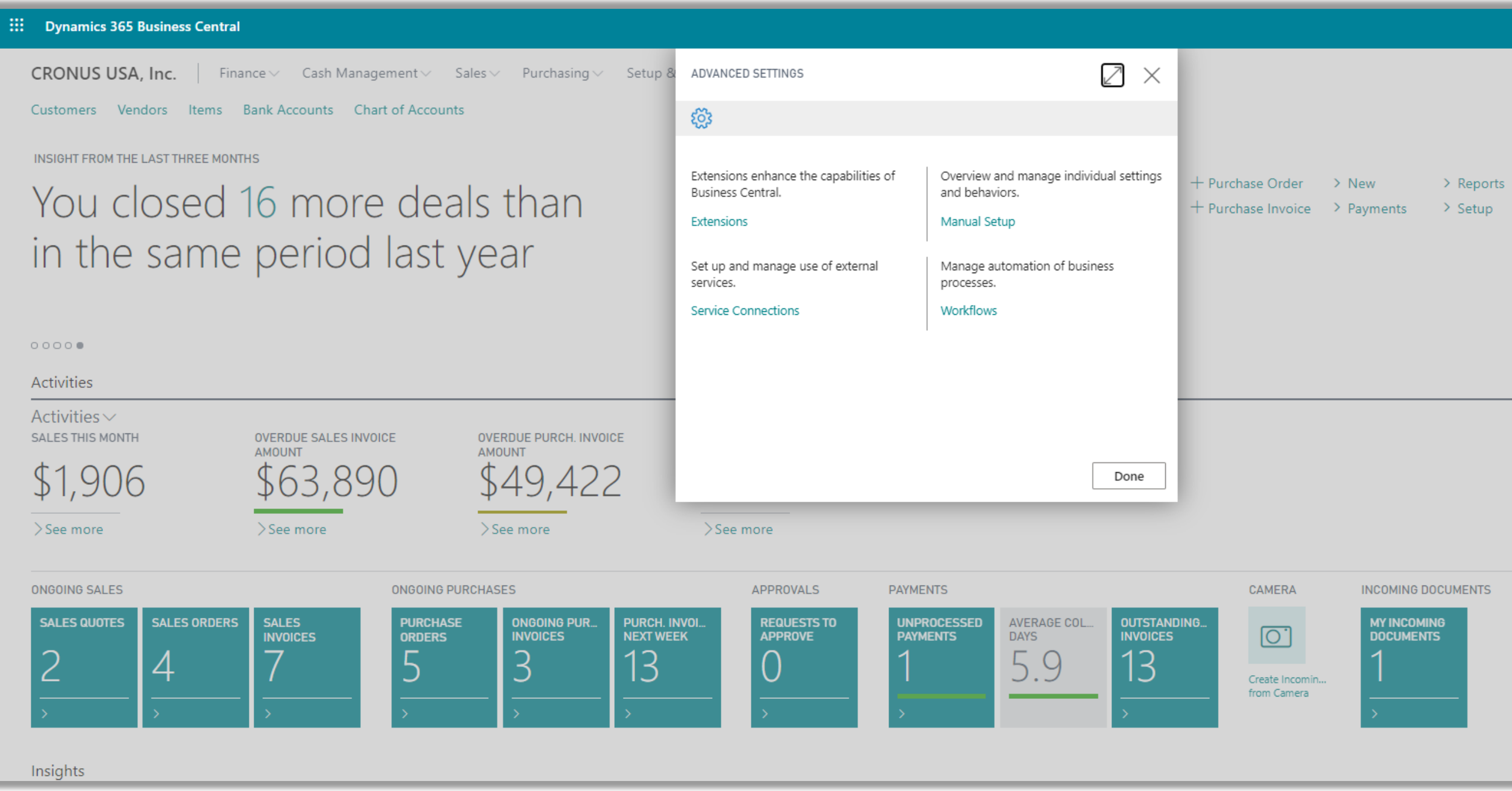
Dynamics 365 Business Central
CRONUS USA, Inc.
Finance
Cash Management
Sales
Purchasing
Setup &
Customers
Vendors
Items
Bank Accounts
Chart of Accounts
INSIGHT FROM THE LAST THREE MONTHS
You closed 16 more deals than in the same period last year
ADVANCED SETTINGS
Extensions enhance the capabilities of Business Central.
Extensions
Overview and manage individual settings and behaviors.
Manual Setup
Set up and manage use of external services.
Service Connections
Manage automation of business processes.
Workflows
Done
+ Purchase Order
+ Purchase Invoice
New
Payments
Reports
Setup
Activities
Activities
SALES THIS MONTH
$1,906
See more
OVERDUE SALES INVOICE AMOUNT
$63,890
See more
OVERDUE PURCH. INVOICE AMOUNT
$49,422
See more
See more
ONGOING SALES
SALES QUOTES
2
SALES ORDERS
4
SALES INVOICES
7
ONGOING PURCHASES
PURCHASE ORDERS
5
ONGOING PUR... INVOICES
3
PURCH. INVOI... NEXT WEEK
13
APPROVALS
REQUESTS TO APPROVE
0
PAYMENTS
UNPROCESSED PAYMENTS
1
AVERAGE COL... DAYS
5.9
OUTSTANDING... INVOICES
13
CAMERA
Create Incomin... from Camera
INCOMING DOCUMENTS
MY INCOMING DOCUMENTS
1
Insights

Collapsible Document Lines

- Users are in control: optimize your space as you work!
- Similar experience to how FastTabs behave
- Remembers your last preference
- Alt+F6 shortcut to toggle expand/collapse
- Applies to any ListParts at the root of a Card or Document page

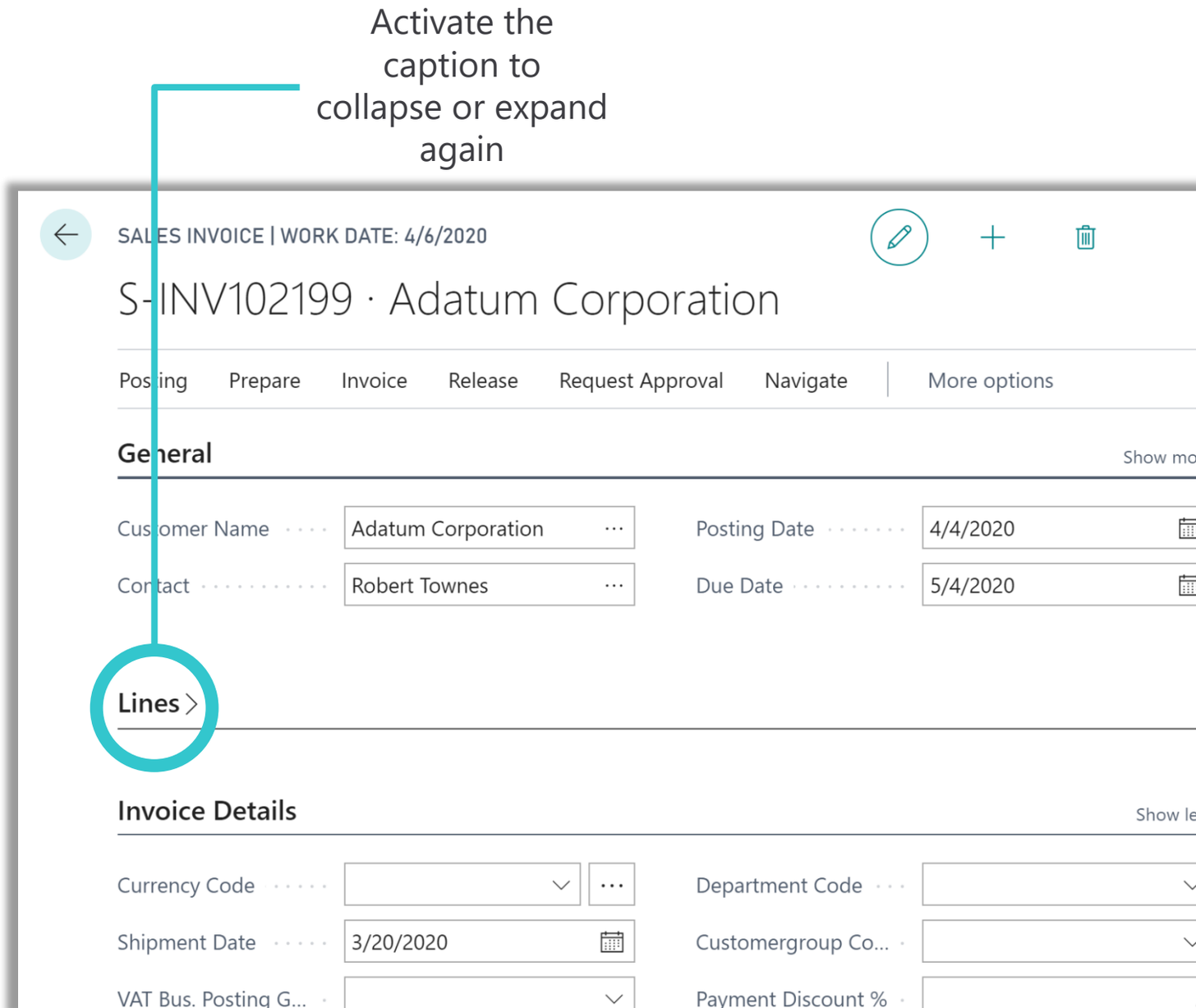

Bookmark a link to a report

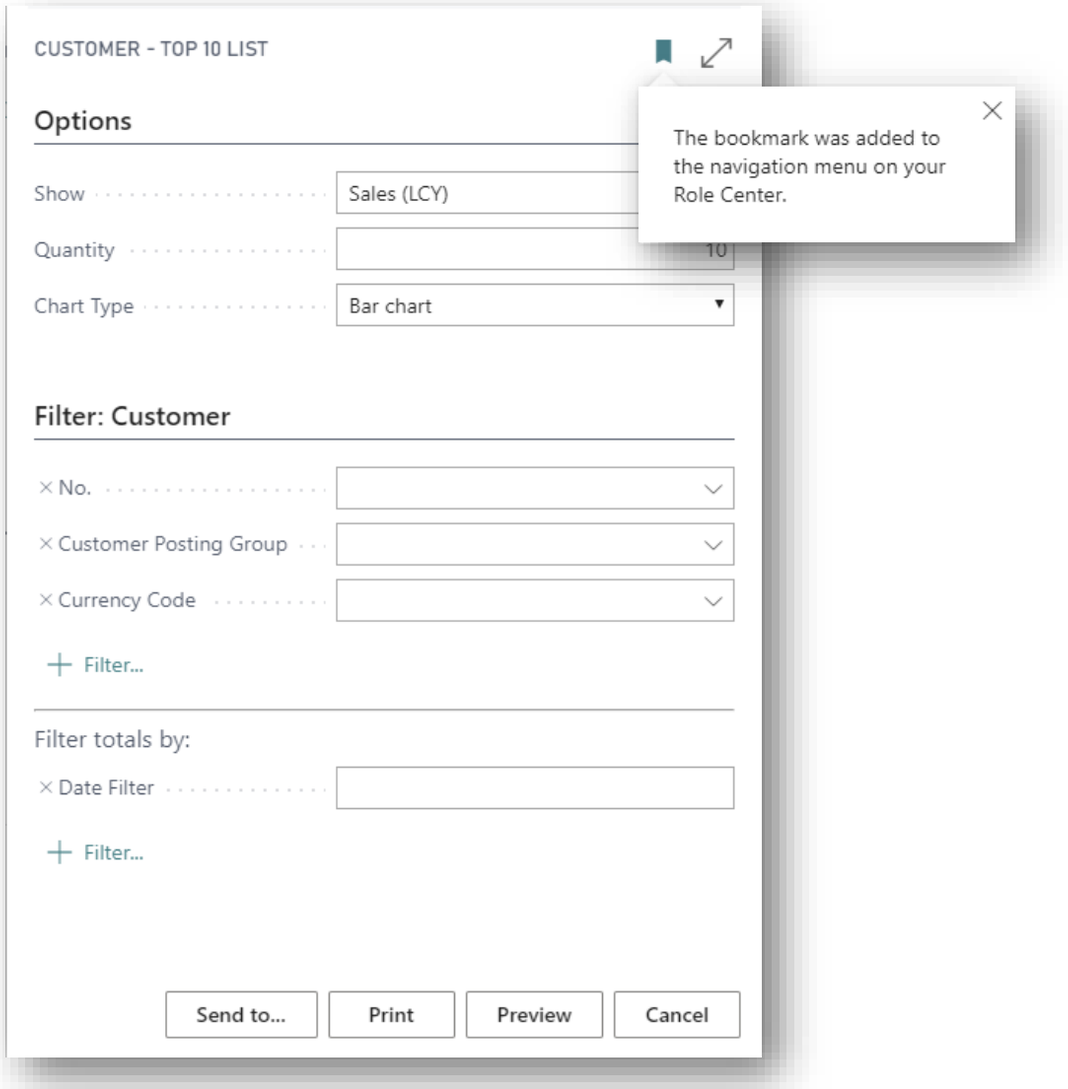

- Look for the Bookmark icon
  - In the TellMe window
  - On most report request pages
- Add a link to that report in your navigation menu
- Save clicks and time by bookmarking the reports you use most often
- Available when
  - Personalizing
  - Customizing a role
  - Using the in-app Designer

Available as early as Update 15.4

Improved data entry

F2 key toggles selection of field value
- Replace vs Add to value
- Efficient mouse-free experience
- For editable fields and cells

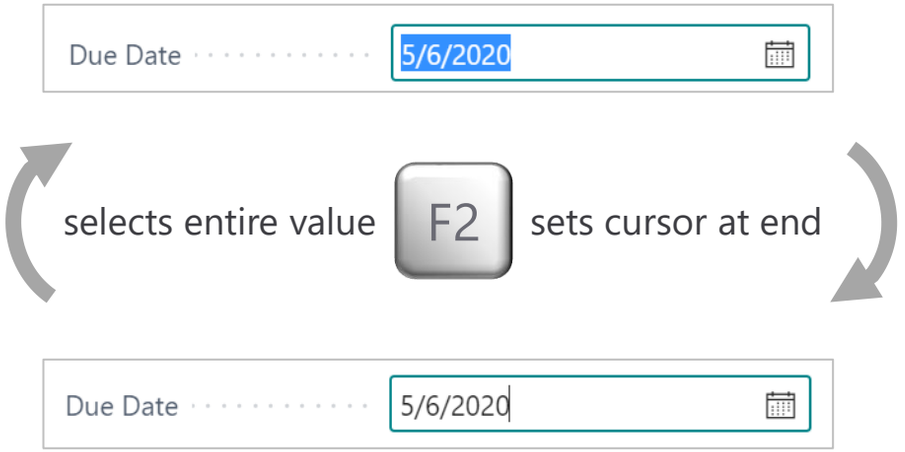

Tab key consistently skips over row menu ⋮
- Predictability as you type out a row
- Improved heads-down entry experience
- Applies to editable rows

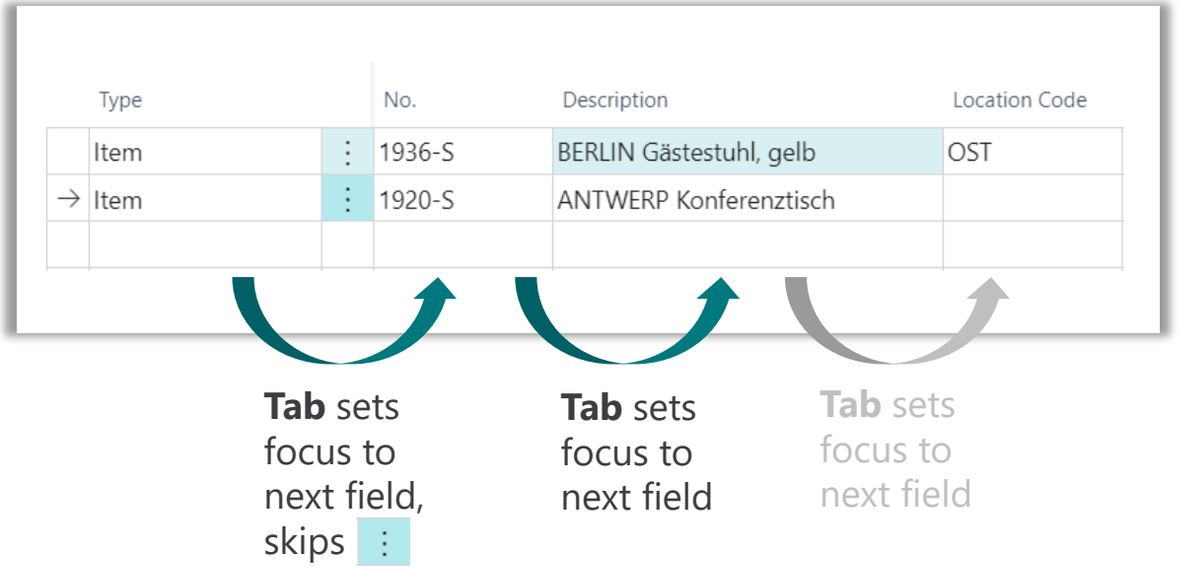

Note:
- Shift+Tab also skips row menu
- Menu still reachable using arrow keys

Improved data exploration



Navigate across cells

- Arrow keys select next cell value up, down, left, right
- Consistent across editable/readonly cells
- Efficient single-handed, mouse-free experience

Type	No.	Description ↑	Location Code	Quantity	Qty. to Assemble to Order	Unit of Measure Code	Unit Price Excl. VAT
Item	1920-S	ANTWERP Conference table		1	0	STÜCK	651.10
Item	1936-S	BERLIN Guest Chair	OST	10	0	STÜCK	193.70
Item	1928-S	AMSTERDAM Lamp		2	0	STÜCK	55.20

Navigate out of current cell

- Easily add to cell value then advance to the next cell
  - Right-arrow when cursor is at end of value
  - Left-arrow when cursor is at beginning of value
- For editable cells only

Right-Arrow
sets focus to next field value

Navigate to beginning or end

- Home / End keys are contextual
  - If cursor within cell value, go to start/end of value
  - If entire cell selected, go to first/last cell

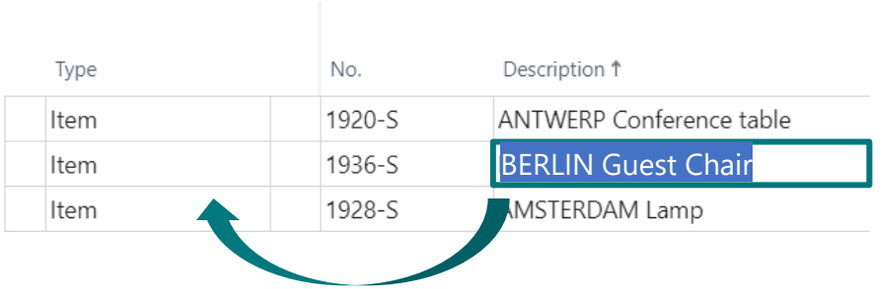

Home
sets focus to first cell

Pages load faster

- Pages open quicker after the first time they are accessed.
- Structure of the page is shown first, giving context while data loads
- Even when you sign in again!*
- Best experienced on modern browsers

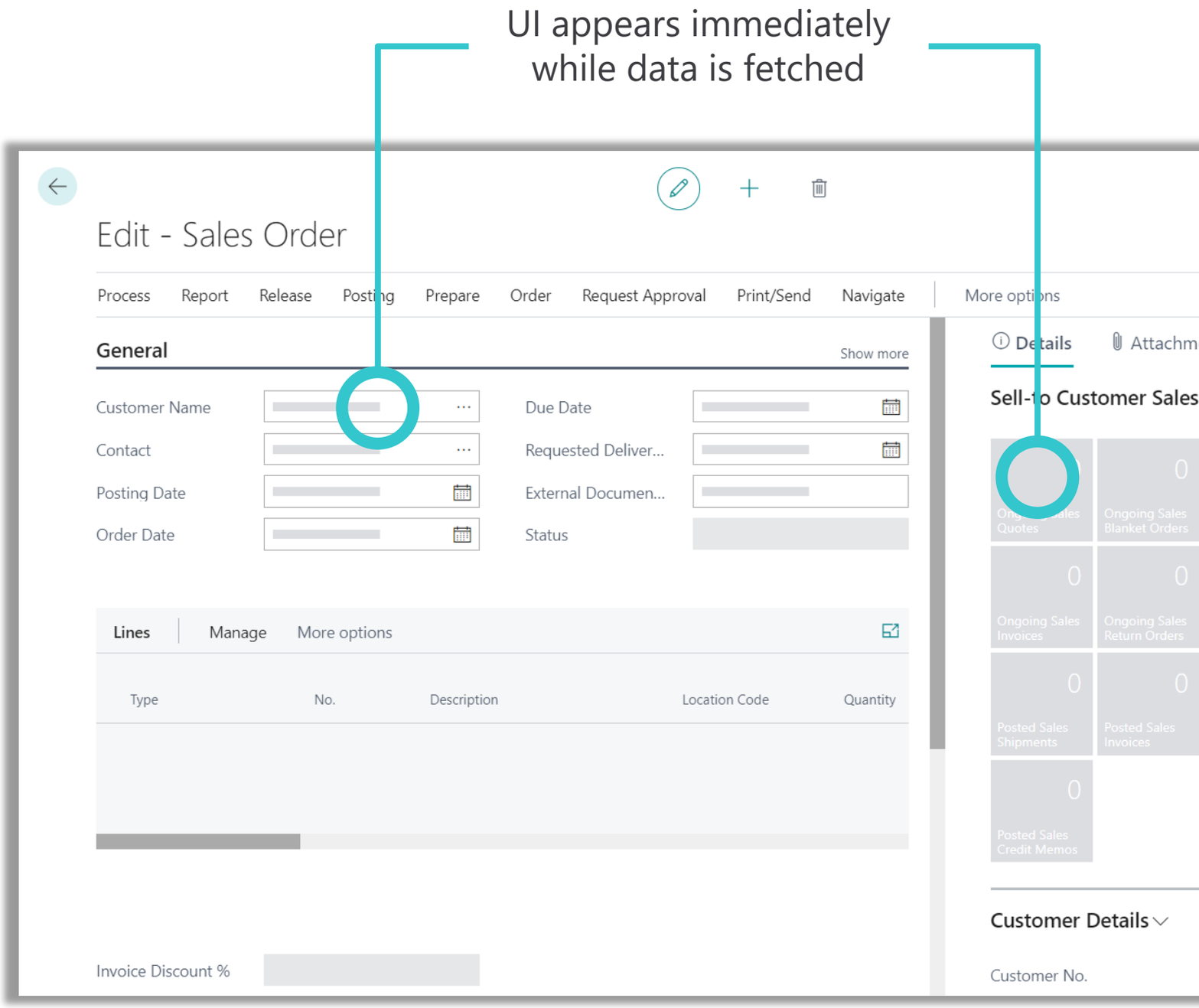

* Available from Update 16.1

Navigate trees more easily

- Explore hierarchical data using any input method
- Intuitive buttons integrated into the list
- Remembers your preference to start fully expanded or collapsed on each page, per user or per role.
- Automatically available for any list with AL property ShowAsTree=True
- New property TreeInitialState puts developers in control

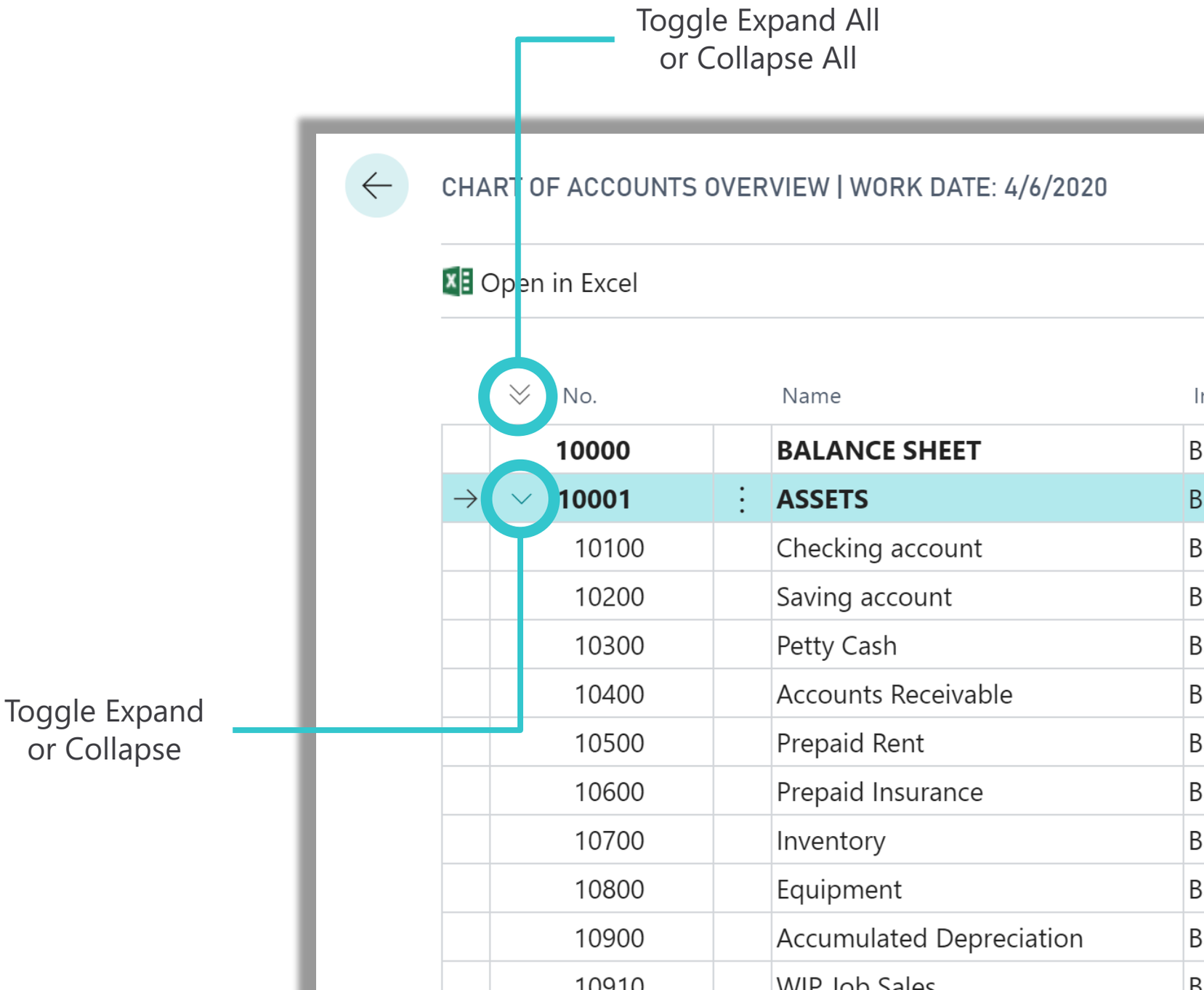

Better utilization of space on a page

Expand page to Wide to benefit from

- More compact page caption
- Minimal grey-space

Reduced spacing for caption-less groups

Approximately
15% more horizontal space*
5% more vertical space*

* Actual space saving varies by Page Type, code patterns, screen resolution and browser zoom applied.

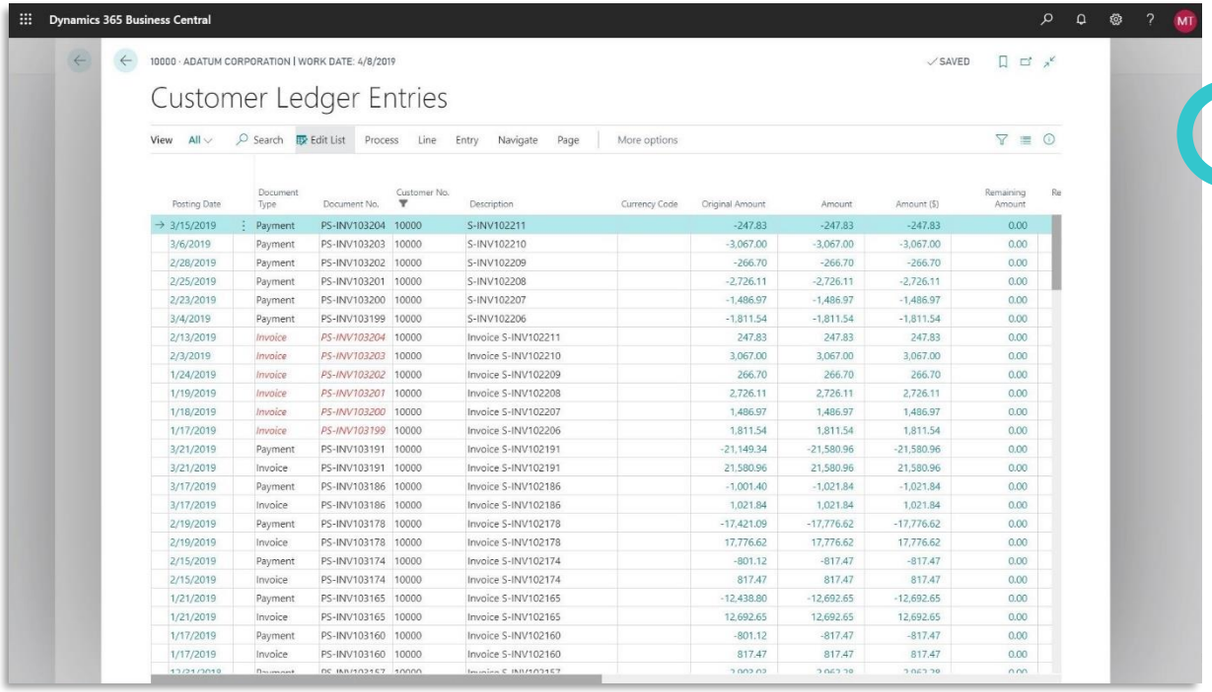

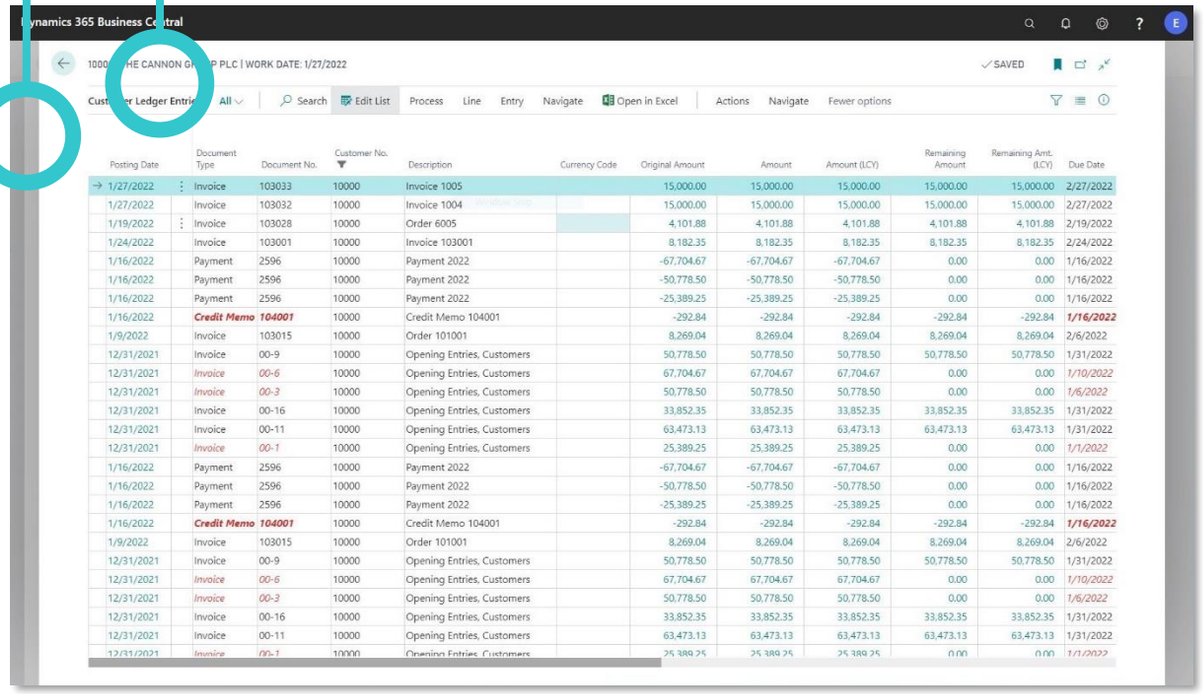

Business Central update 15.0

Example: simple list page gains 2 columns and 1 row on screen

Business Central update 16.0

Jump to related record

- Navigate via links to related entries
- Enhances the ability to drill down and travers via pages
- Enabled for fields with lookup triggers and table relation defined

- Example: Open customer or item card from sales order in view mode

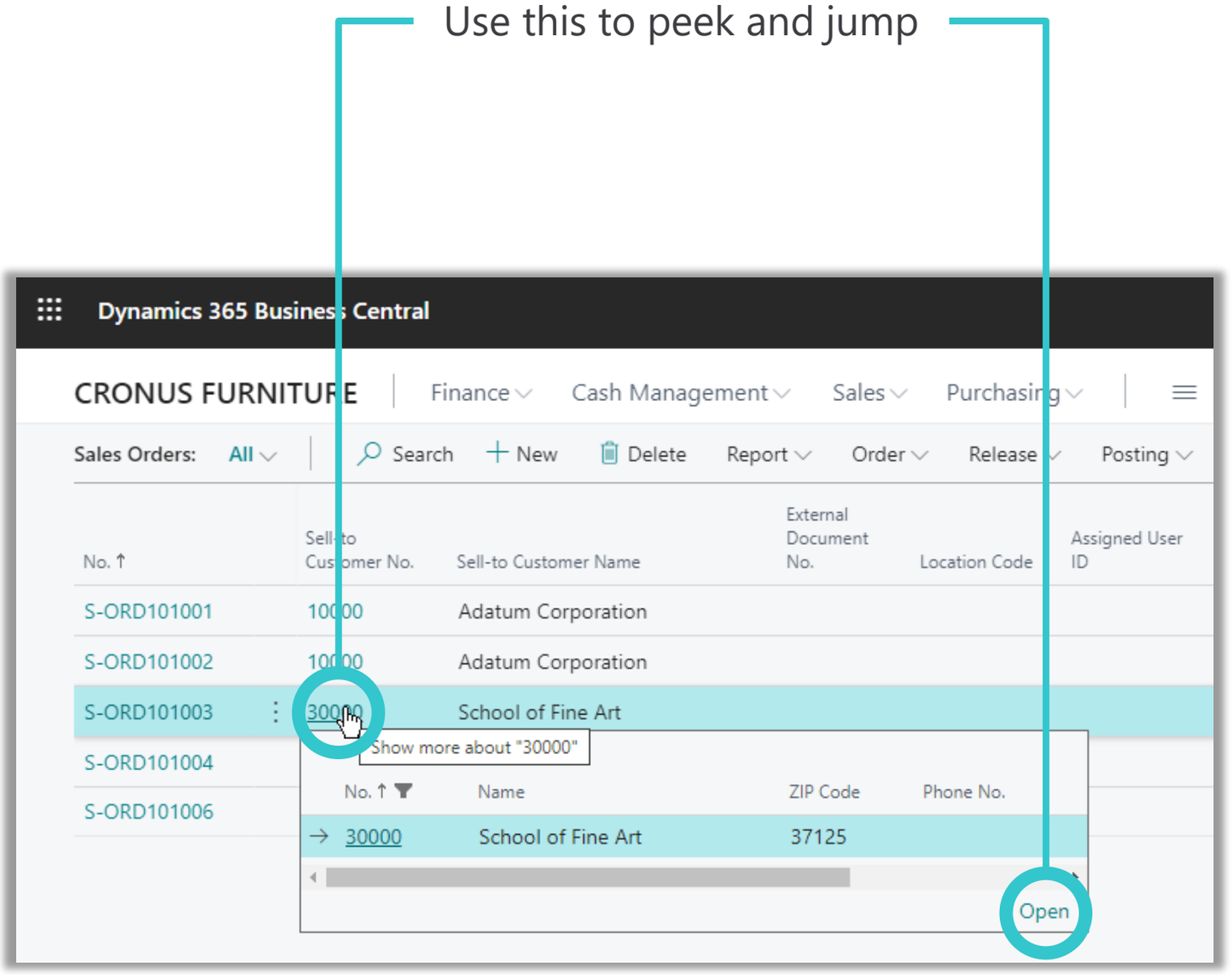

Unhide Parts on a Page

- Optimize your workspace by bringing secondary content back into view
- Applies to all parts, such as
  - Role Center parts
  - FactBoxes on any page
  - Parts on the canvas of a page
- Available when
  - Personalizing
  - Customizing a role
  - Using the in-app Designer

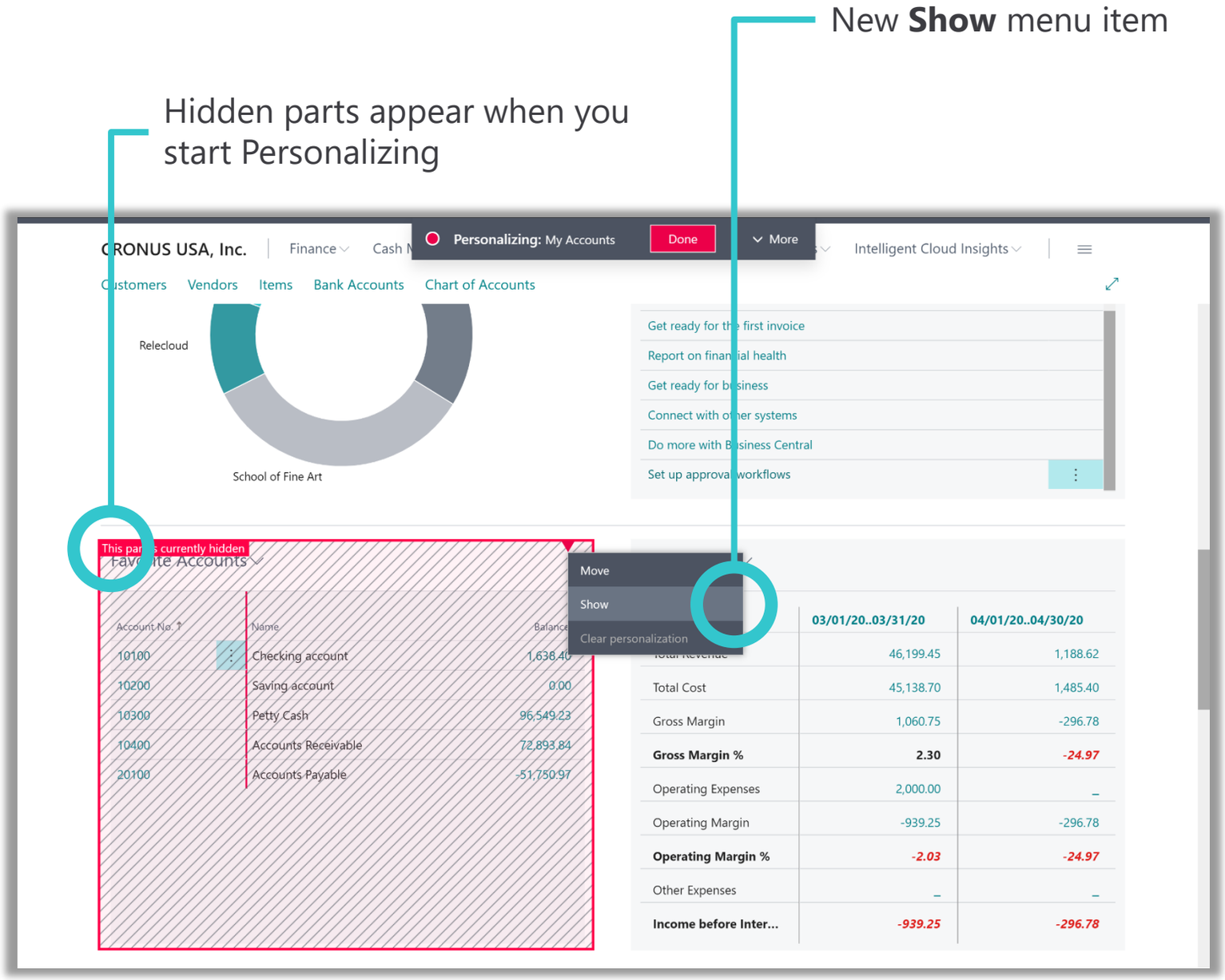

Ctrl+Click to navigate when customizing the UI

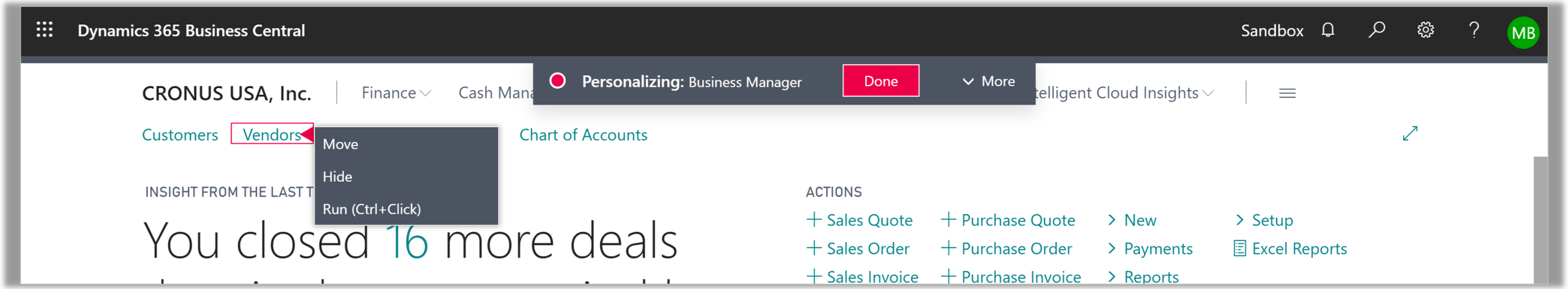

Usability improvement for smoother navigation

- Available when personalizing, customizing a profile or designing an extension
- Just Ctrl+Click to activate a customizable link
- Applies to Navigation menu links or Actions
- Accompanying menu item

Available as early as Update 15.2

Improved Filter Expressions

Toggle between the **value** and **expression** of a filtered field

Easily edit the expression that may include date ranges, filter tokens and other keywords.

Applies to
- Filters on Lists
- Filters on Reports
- Filters on XmlPorts
- Filters on similar filter screens

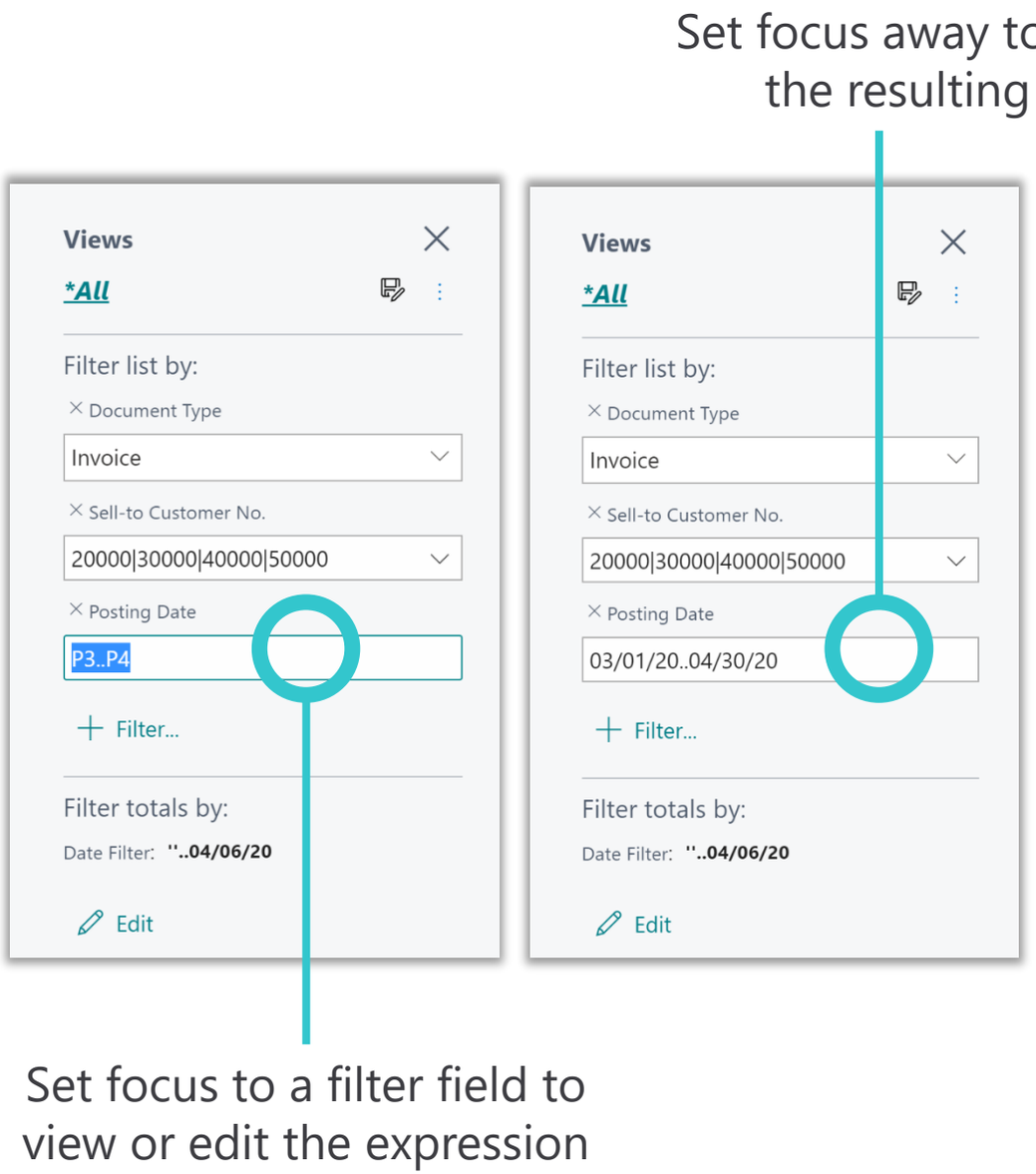

Sharing links to records

Web client Url is automatically updated as you navigate, now includes

Your current list view and the filters it applies

The (single) currently-selected row

The current record, even if you get to it using previous/next

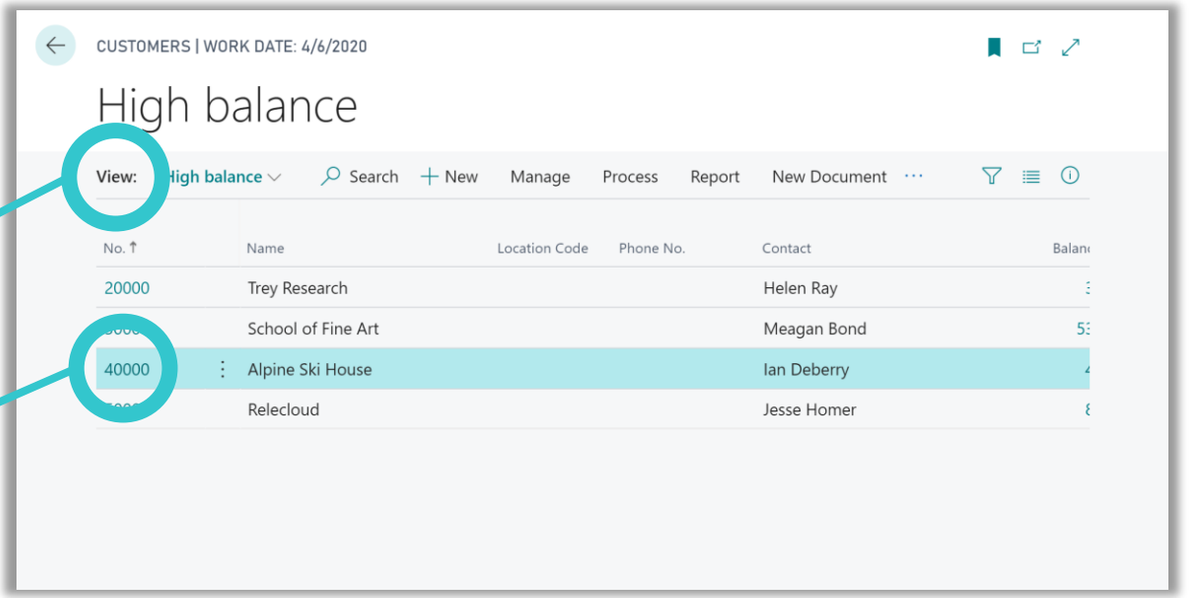

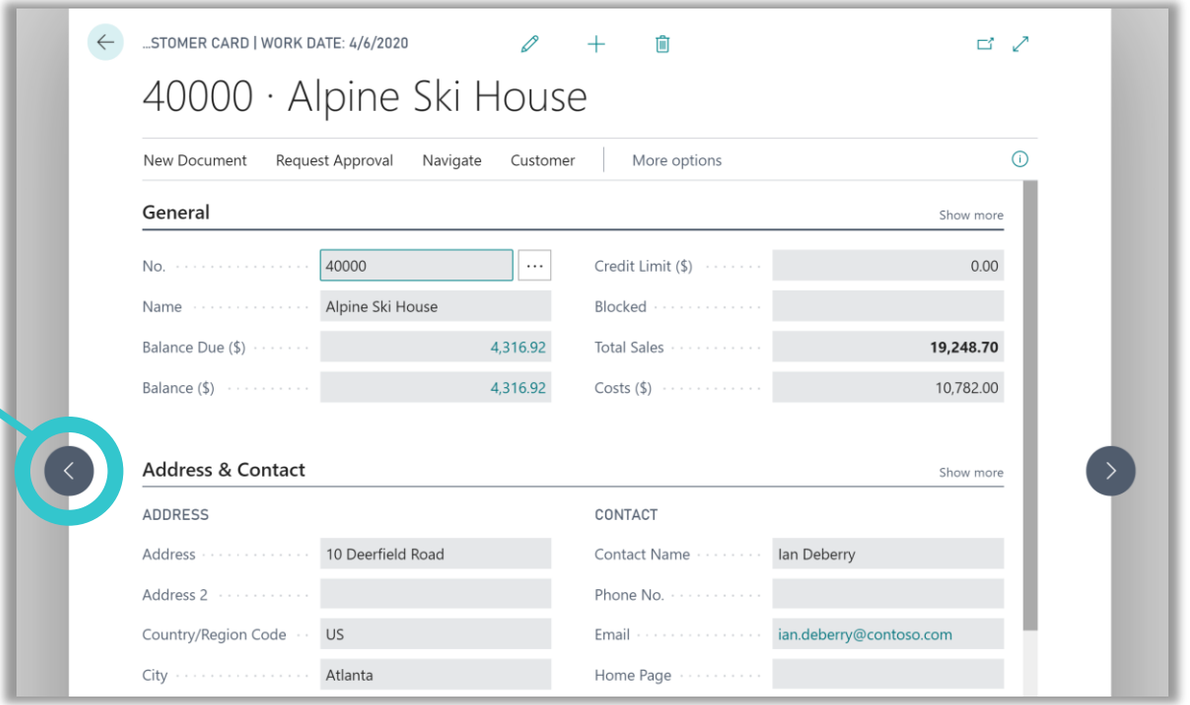

Great for these scenarios!

- Adding a deep link to your browser Favorites
- Sharing a deep link with a colleague
- Pick up where you left off after you reload the webpage or your session times out

Troubleshooting UI Customization

Admins get insights into the health of
- Personalization per user/page
- Role customization per profile/page

Admins resolve issues by
- Deleting the offending UI Customization
- Exporting profiles, correcting page customizations in AL format and re-importing

Run a series of diagnostic tests

Health is reported per customized page

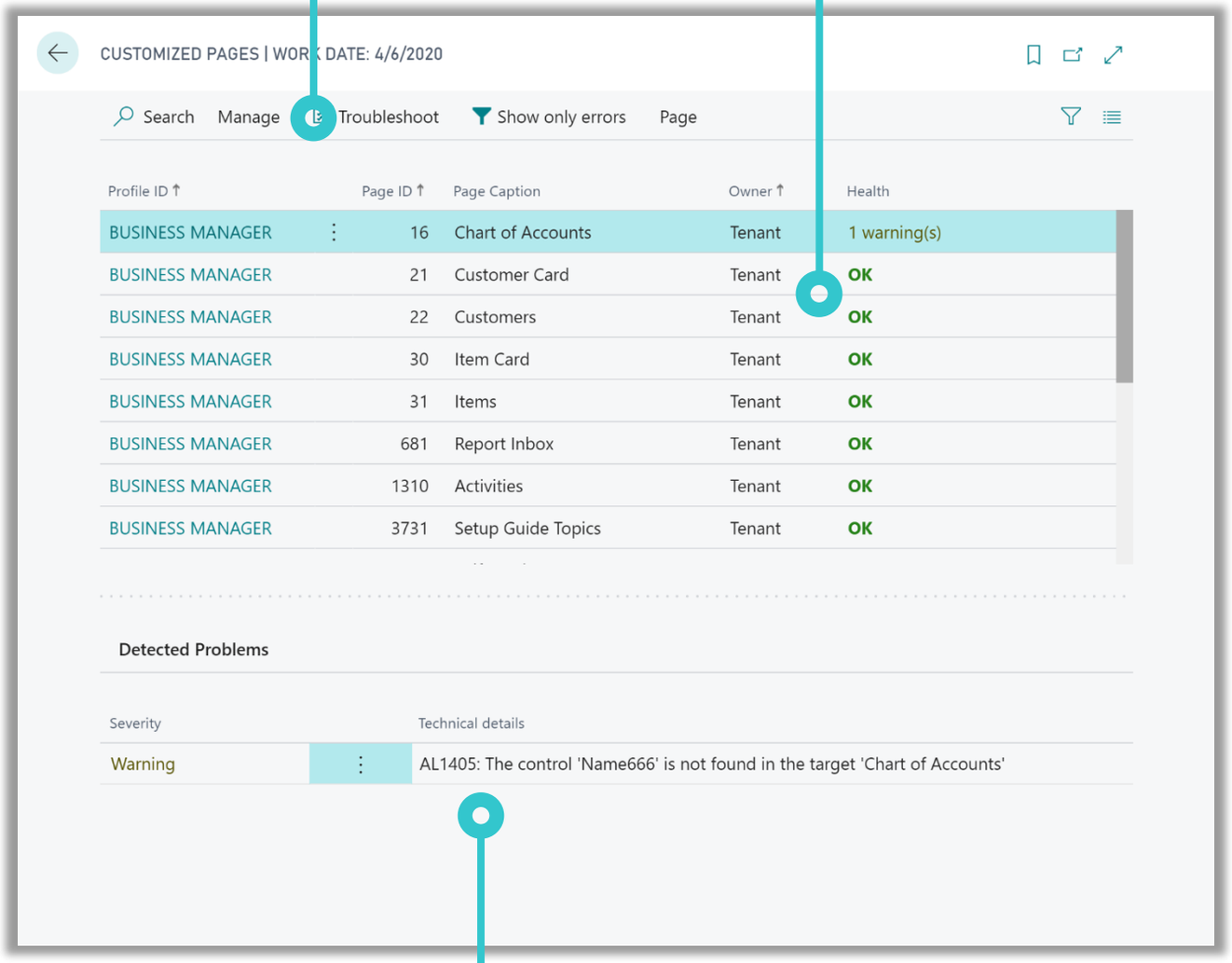

Technical explanation of each problem

Feature Management

Feature ON..
Feature OFF!

- Subset of new features and improvements will appear here
- Primarily platform features that change user experience
- Features remain optional until a future service update
- Admins are in control

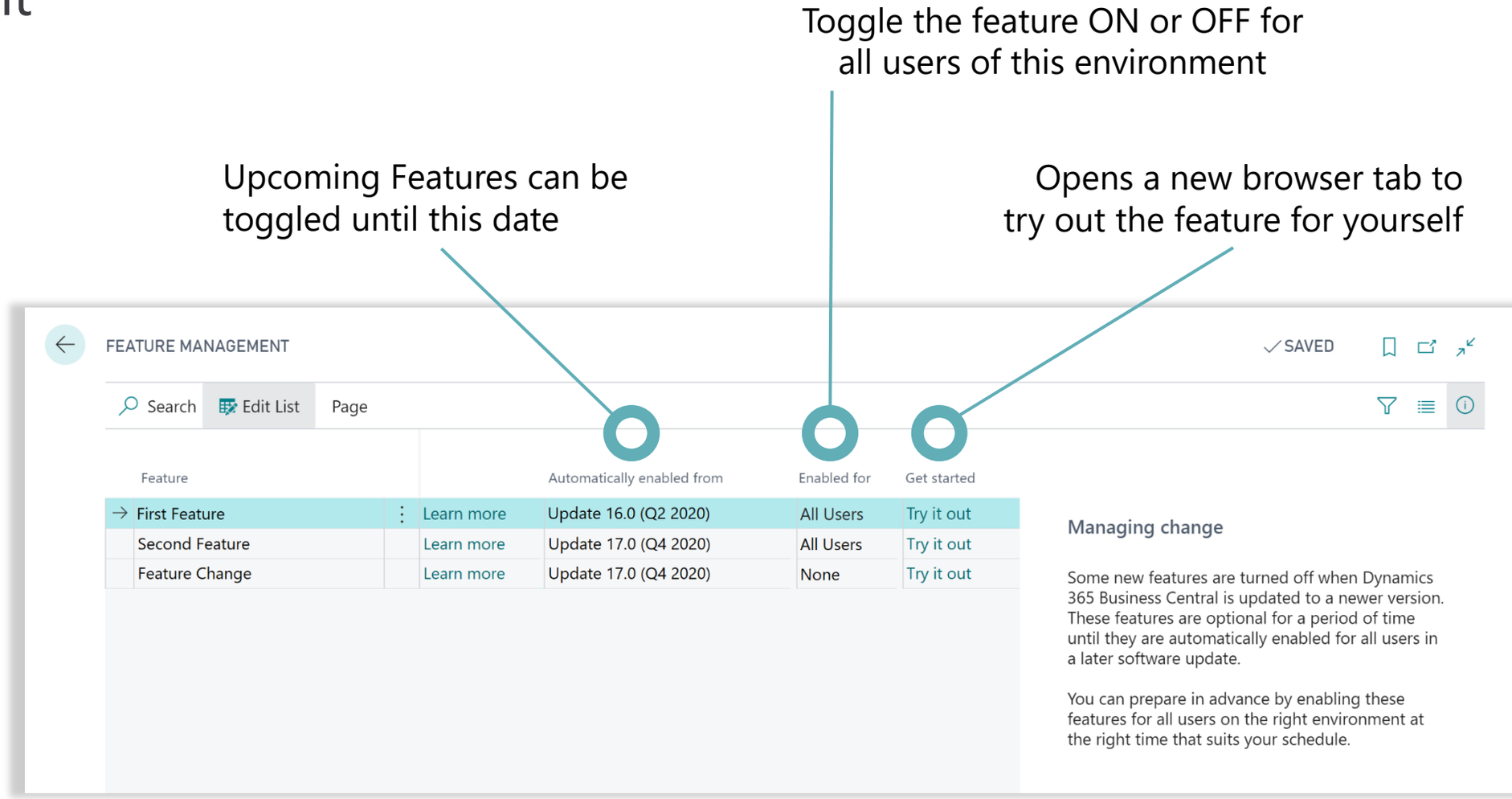

Manage change, on your own terms

- Try a feature on a Sandbox, then enable in Production
- More time to explore, adapt to upcoming change
- Feature available as standard later, but you can enable earlier

Enhanced mobile accessibility

- Use both your thumbs to move through the role center
- Navigation and data form two independent scrollable parts
- No restriction on the numer of data cues on the role center anymore

- Also: Easy access to FactBoxes independent of the device orientation

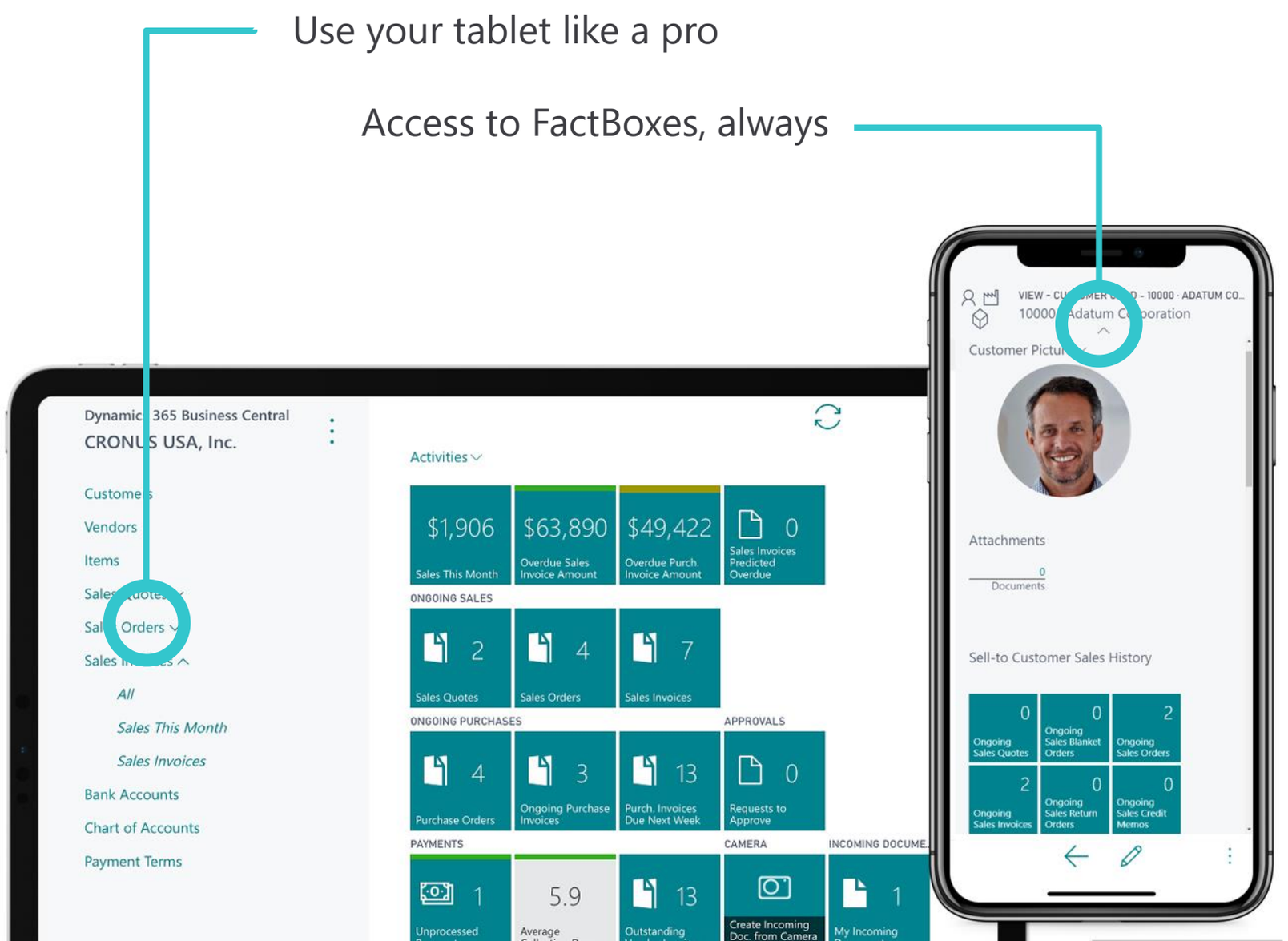

Cancel long-running reports or operations

- Appllies to reports and other application operations like batch posting
- Those long-running tasks now give progress feedback
- User is presented with an option to cancel (with confirmation)
- Cancellation request is then sent to the server for execution

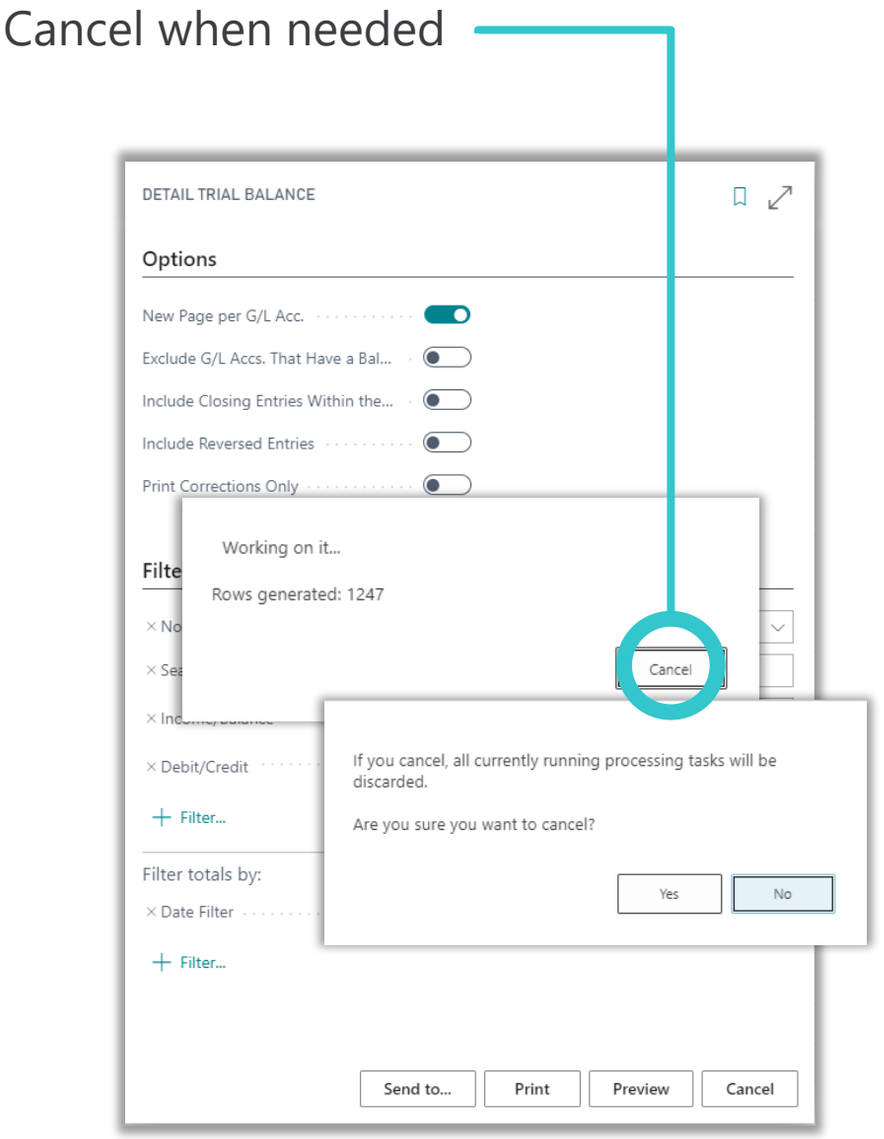

Import Profiles and UI Customizations

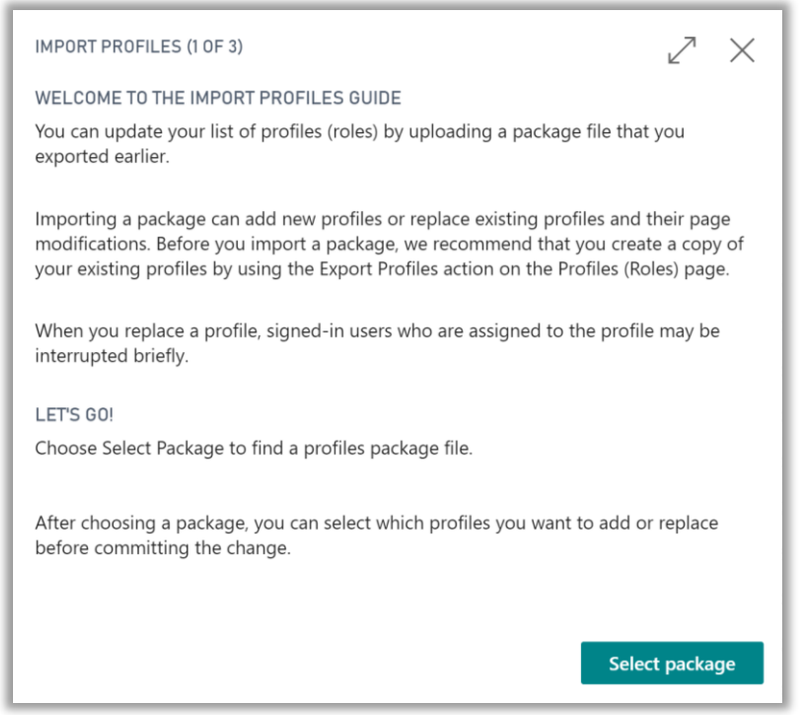

Restore backups of your profiles or move page customizations from sandbox to production without Visual Studio Code

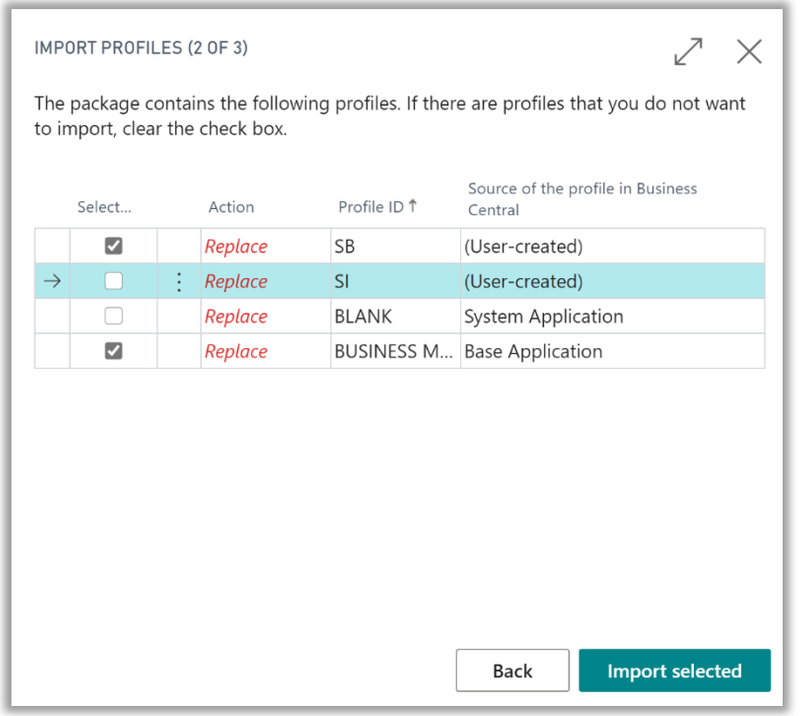

Get an overview of which profiles will be added or replaced

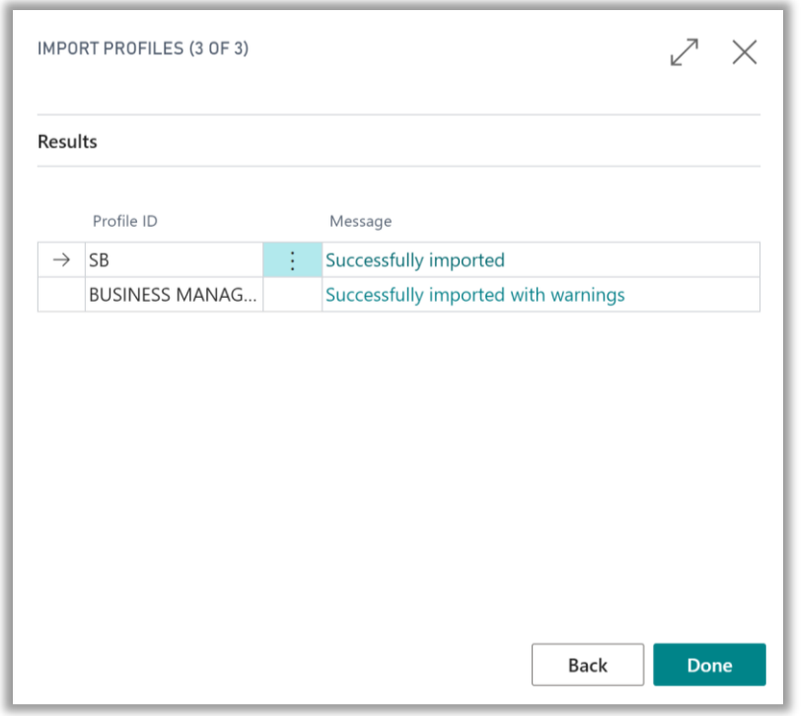

Import a package of profiles into your environment, including

- Profile settings
- Page customizations

Non-interactive Printing

- Print any reports or documents (Orders, Invoices) directly using the predefined printers configured via the new **Printer Management** page
- Assign reports to different printers (per user) using **Printer Selections**

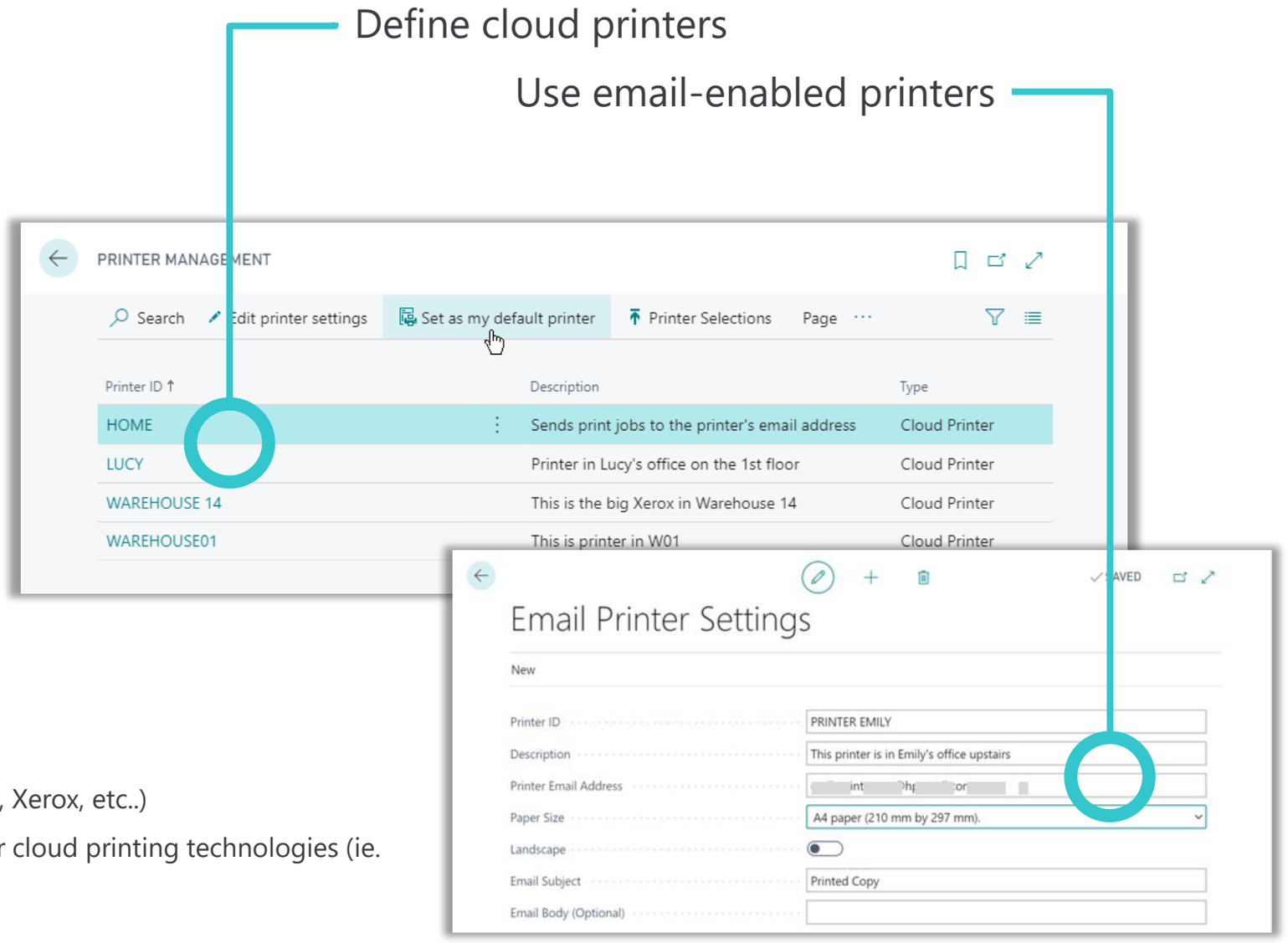

- No need to download reports or manage PDFs
- Built-in support for many email-enabled printers (HP, Epson, Xerox, etc..)
- Extensibility model - partners providing extensions for other cloud printing technologies (ie. PrintNode)

Find in Role Explorer

- Role Explorer how has its own **find** function
  - Try it out by activating *find*, pressing the F3 key, or just start typing!
  - Highlights any matches, even within grouped content (indicated by ●)
  - Quickly traverse matching results by using ^ v or shortcut keys
- Navigate to features faster
- Learn how content is organized

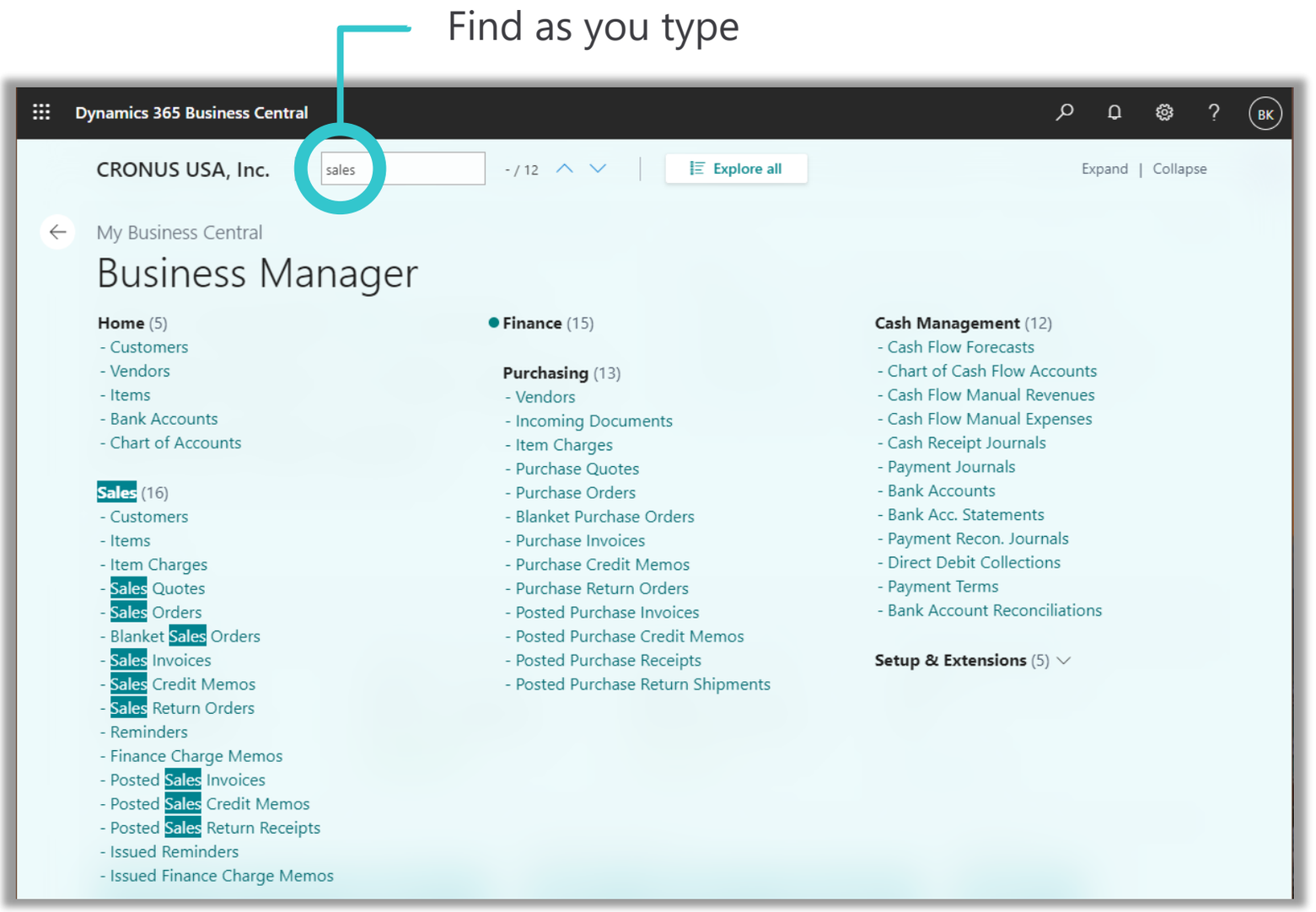

Microsoft Dynamics 365

Modern Client Improvements

Disable Export of Data to Excel

Expand and Collapse Document Lines

Enable Non-Interactive Printing in the Cloud

Enter Data More Easily

Cancel Long Running Operations

Device Orientation Enhancements

Improved Page Load Time

Import Profiles and UI Customizations

Navigate Trees More Easily

Optimized Page Space

Show and go to related records from a list

Unhide Parts on a Page

Find Function on Role Explorer

Use Filters and Views More Easily

Application

Extend ListPlus Pages

Multiple Languages

Auto-Insert Recurring Sales and Purchase Lines

Bank Reconciliation Improvements

Enhanced Customer and Vendor Document Layout

Manage Direct-Debit Collections in Service Management

Notify Requester of Changes on Approval Request

Print to Attachment

Receive More Items than Ordered

Register Capacity in Units of Seconds

Revert Quantity to Invoice when Canceling Order

Use Resources in Purchase Documents

Enhanced Customer and Vendor Document Layout

- Populate the **Document Layouts** page for vendors and customers based on settings on the **Report Selection** page
- Choose the company contacts to use for specific document layouts
- **Document Layouts** page for a customer now contains additional usage options for reminders and posted shipments
- **Document Layout** page for a vendor now contains additional usage options for purchase orders and posted return shipment

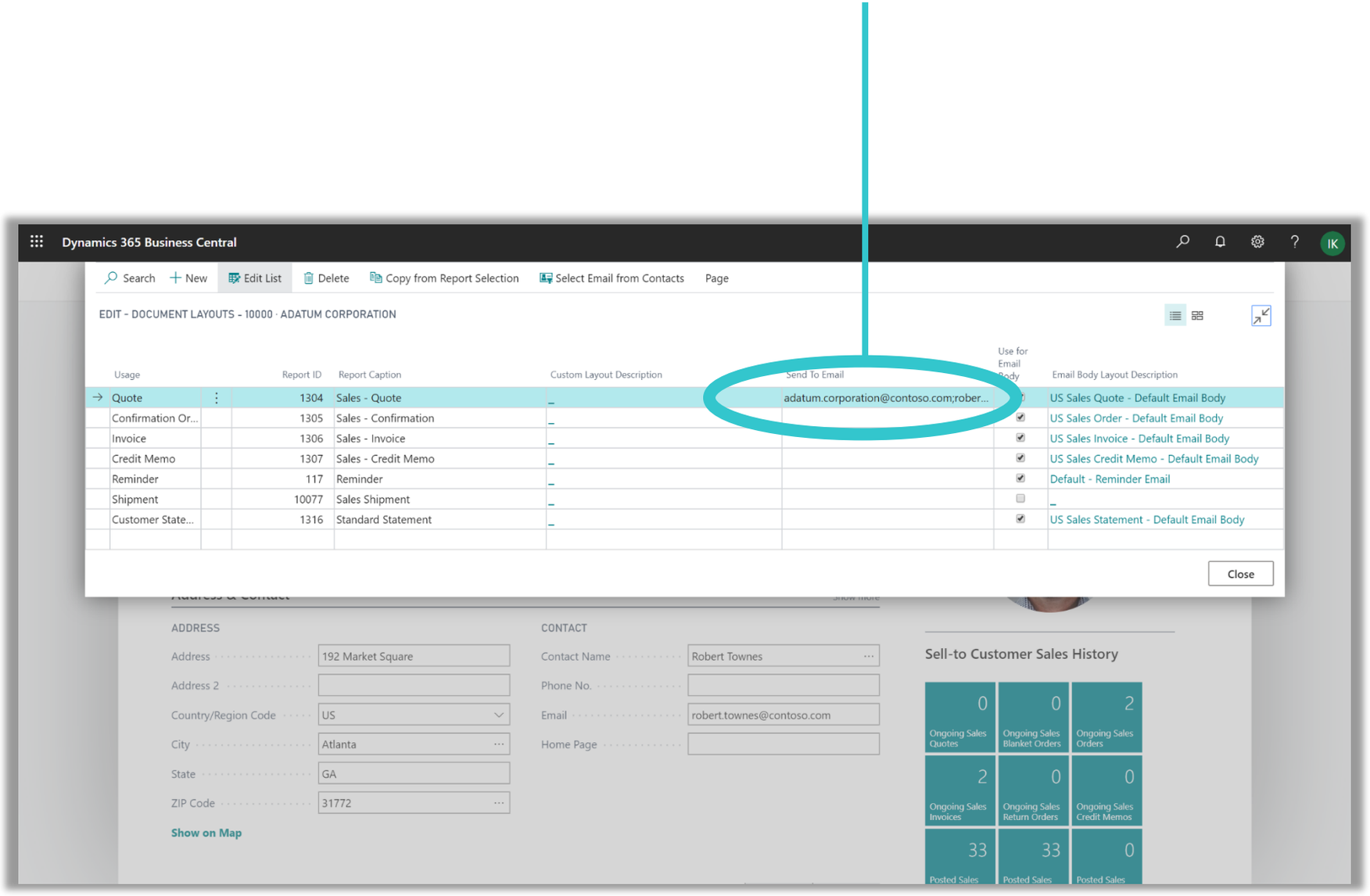

Manage Direct-Debit Collections in Service Management

- View Direct-Debit collection information on Service Orders, Invoices and Contracts

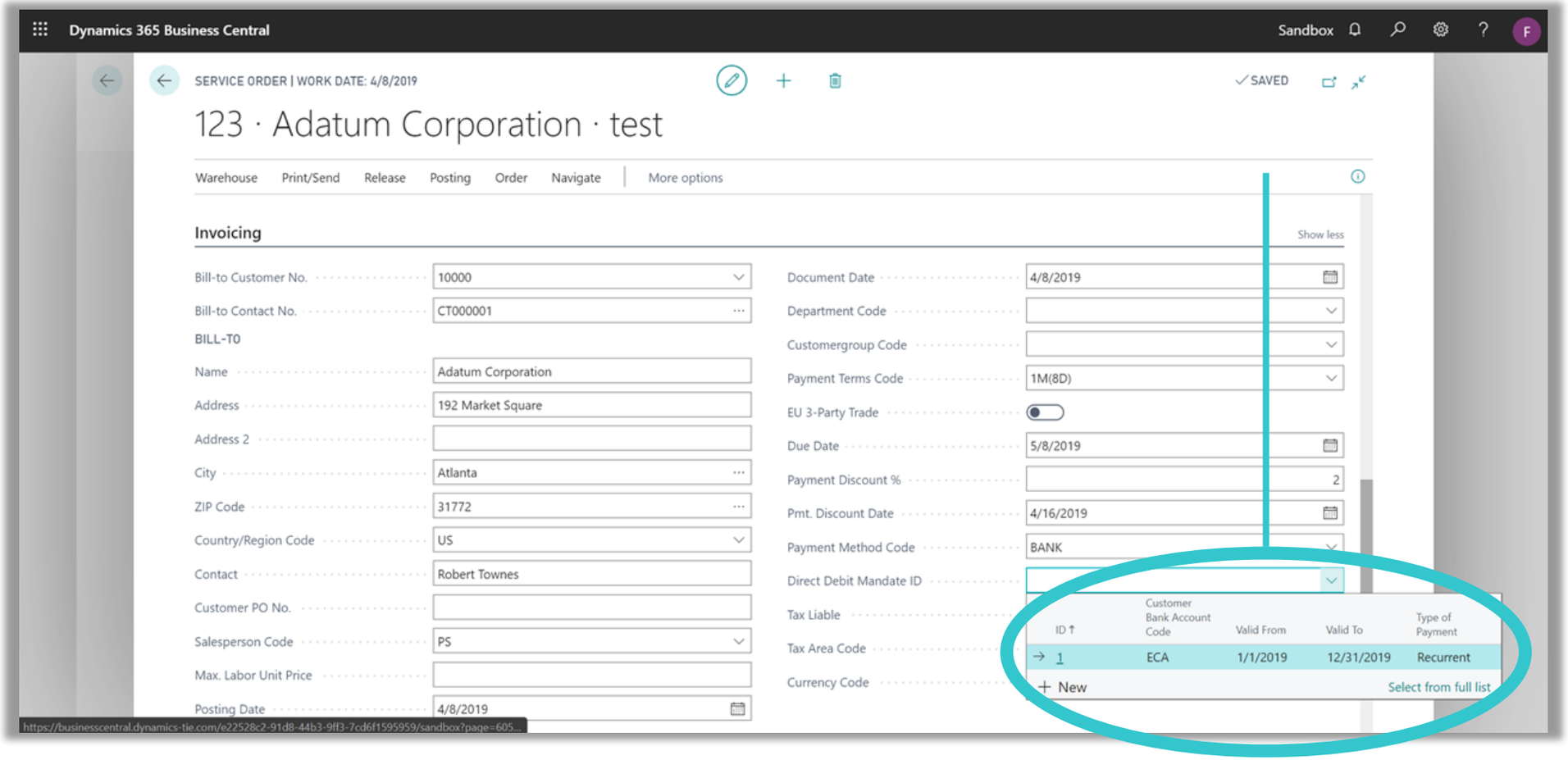

Print to Attachment

- Add Document printouts to the Attachments FactBox using Attach as PDF action

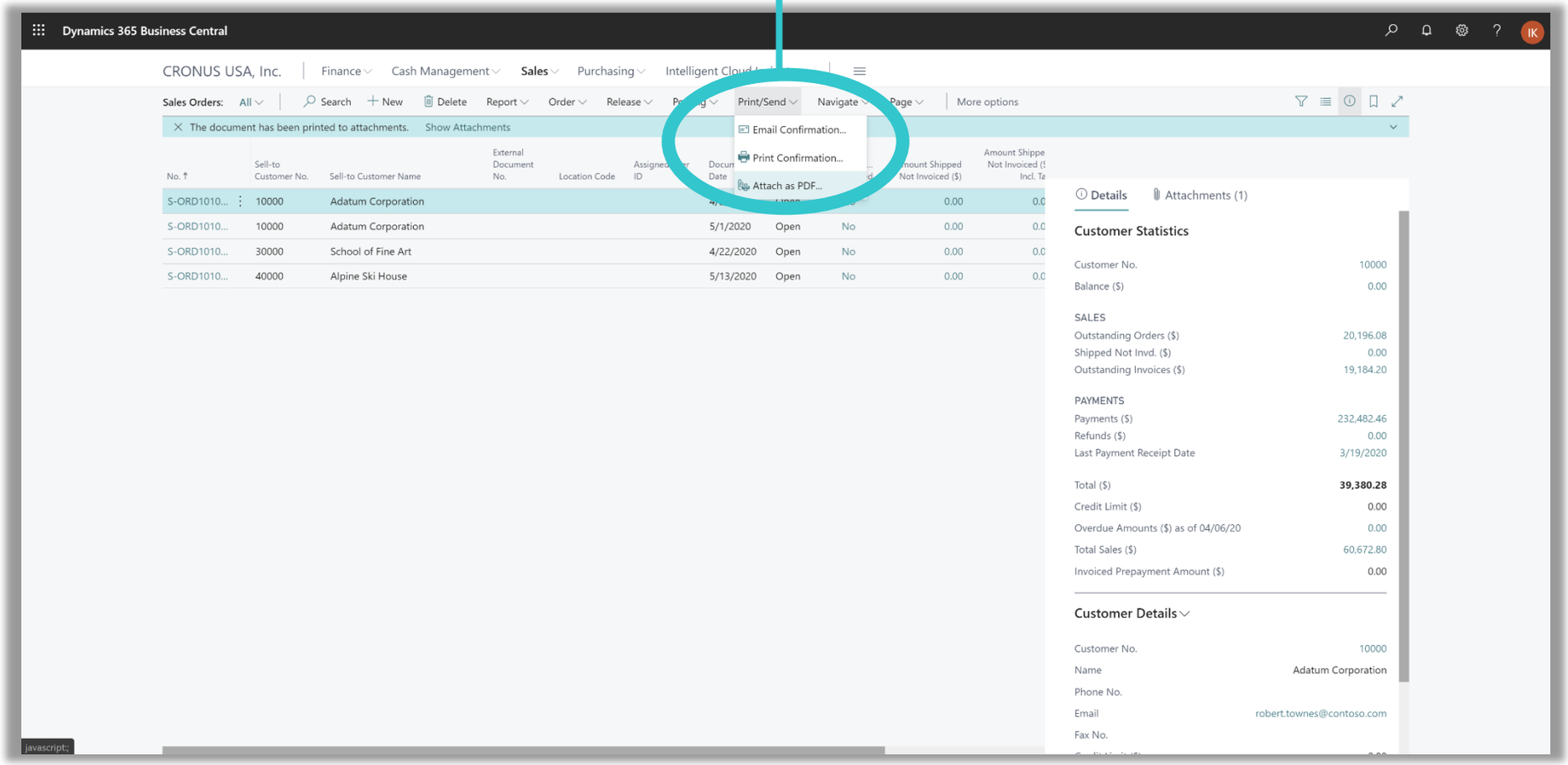

Recieve More Items Than Ordered

- Receive a quantity higher than the ordered quantity on purchase orders
- Over-Receipt Tolerance % create on Over-Receipt Codes page
- Approve Over-Receipt workflow response is available in workflow

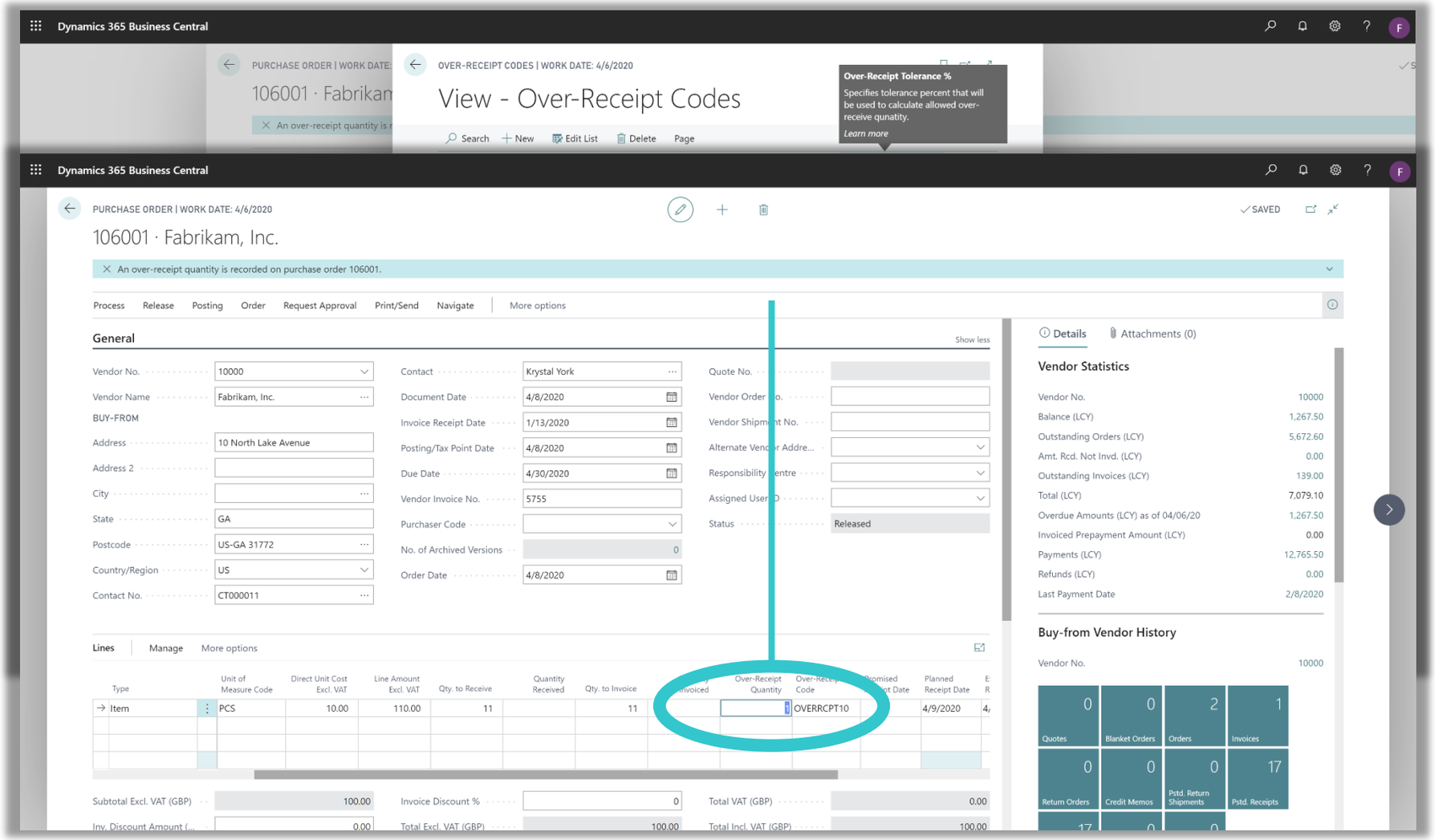

Resources in Purchase Documents

- Use a Resource as a line type on purchase documents.

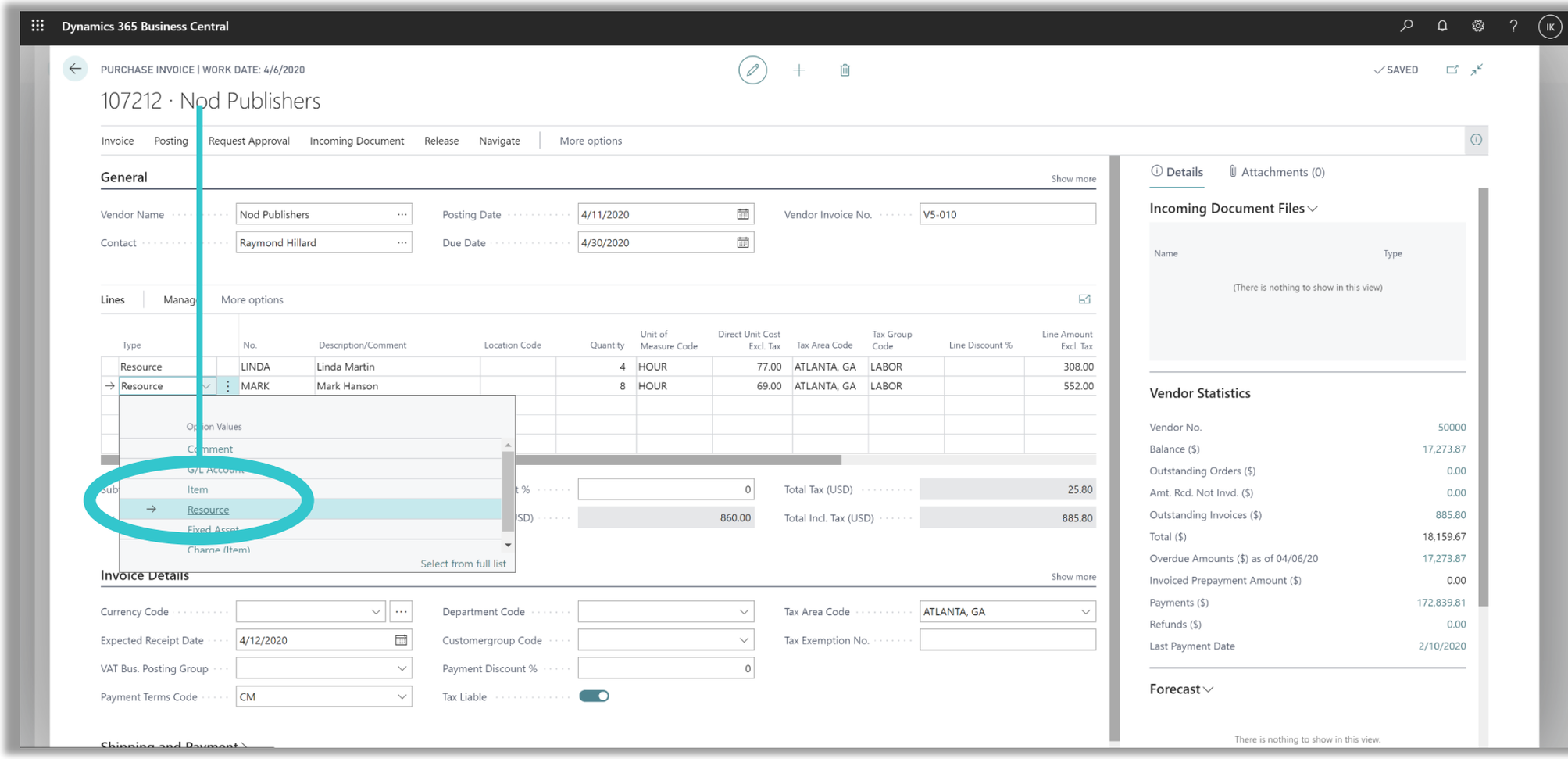

Microsoft Dynamics 365

Microsoft Dynamics 365

Service and Development Fundamentals

Service Fundamentals

See Current Database Locks

See Table Sizes

View and Cancel Sessions

Monitor Web Service Request and Report Performance

Read-Only Scale-Out

Resource Limits for Reports and Web Service Calls

Microsoft Dynamics 365

Developer Fundamentals

AL Interfaces

Application Versioning for Aliasing Base Application



Camera Location AL API Available in the Browser

Look up Events and Insert in Code

Multiple Variable Declarations of the Same Type in the Same Line

Obsolete Tag Property

Refactor a Field from a Table to a Table Extension

Camera/Location AL API for browsers

- `CameraProvider.IsAvailable` and `LocationProvider.IsAvailable` now return True if the browser and device support it.
- Users are still in control: just-in-time prompts to grant access
- Camera offers viewport & Use/Retake buttons.
- Location captured as Longitude/Latitude coordinates.

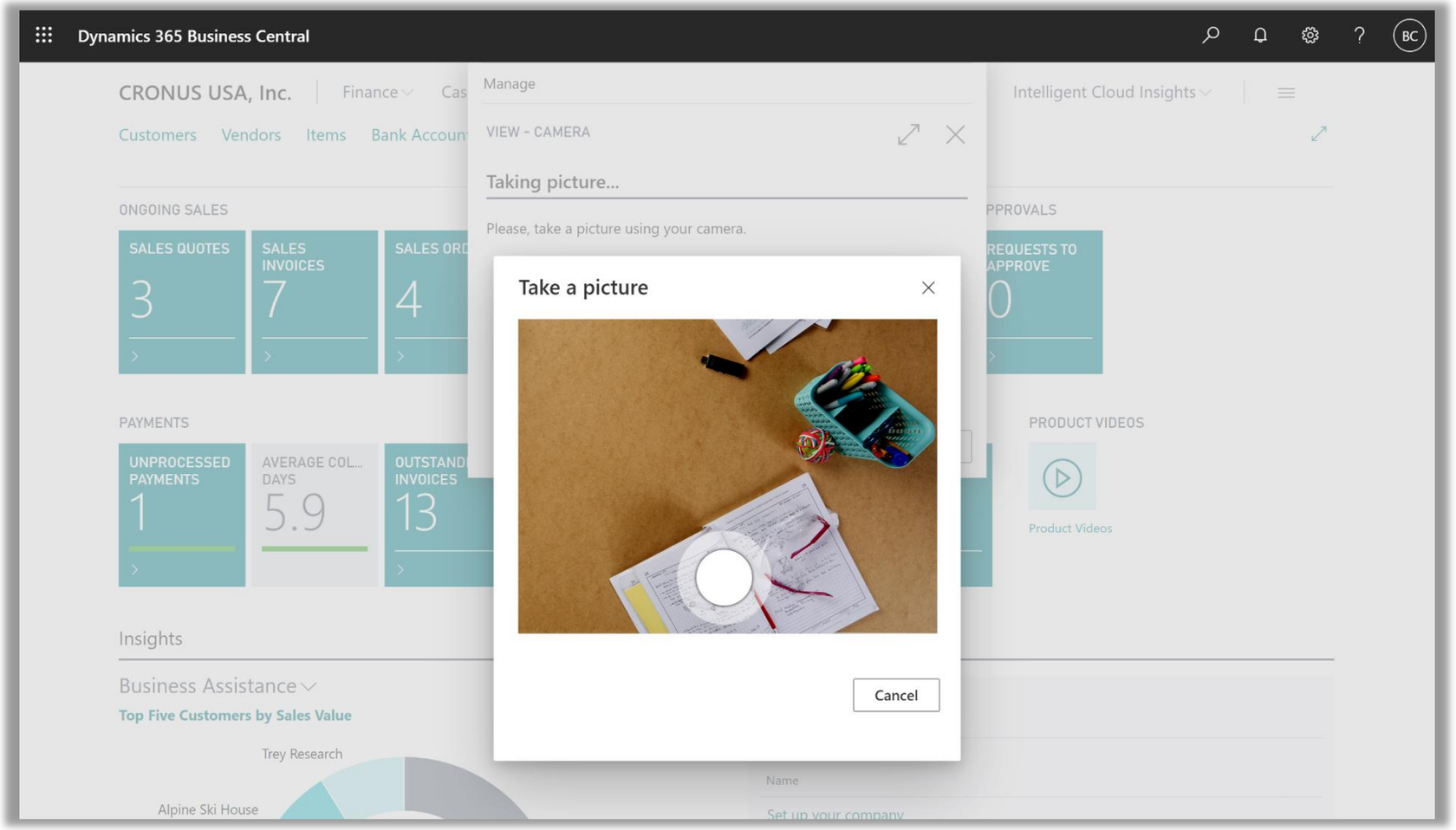

Pages optimized for multiple parts

Example: List with 2 additional ListParts

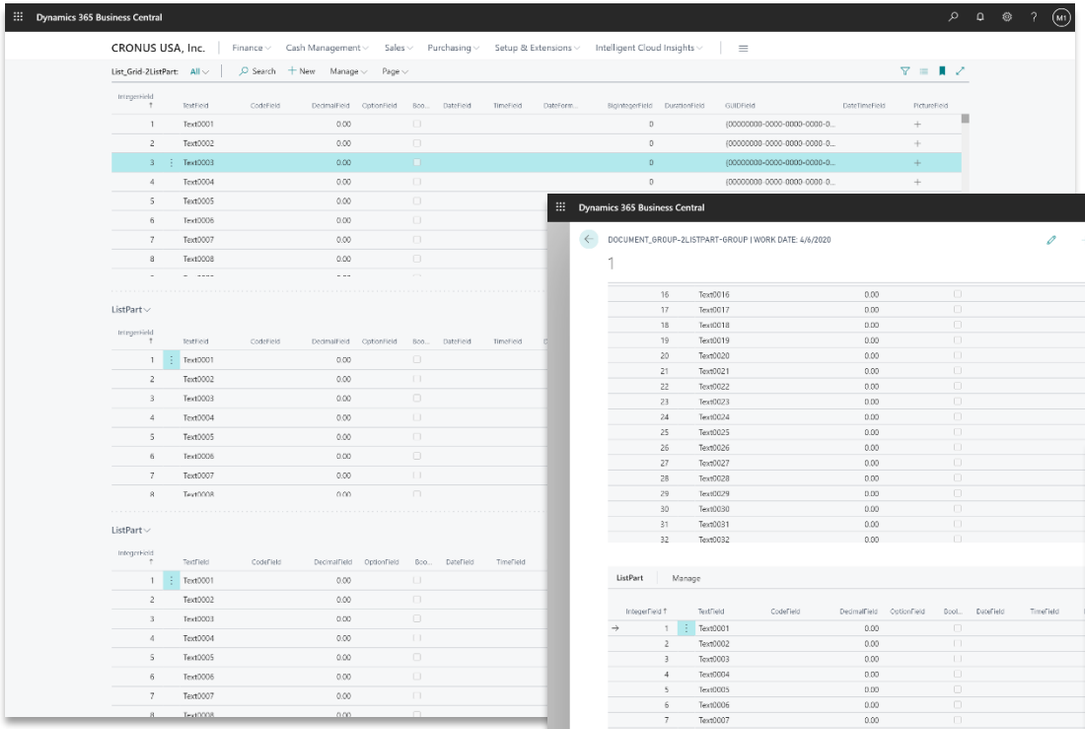

Example: Document page with 2 ListParts

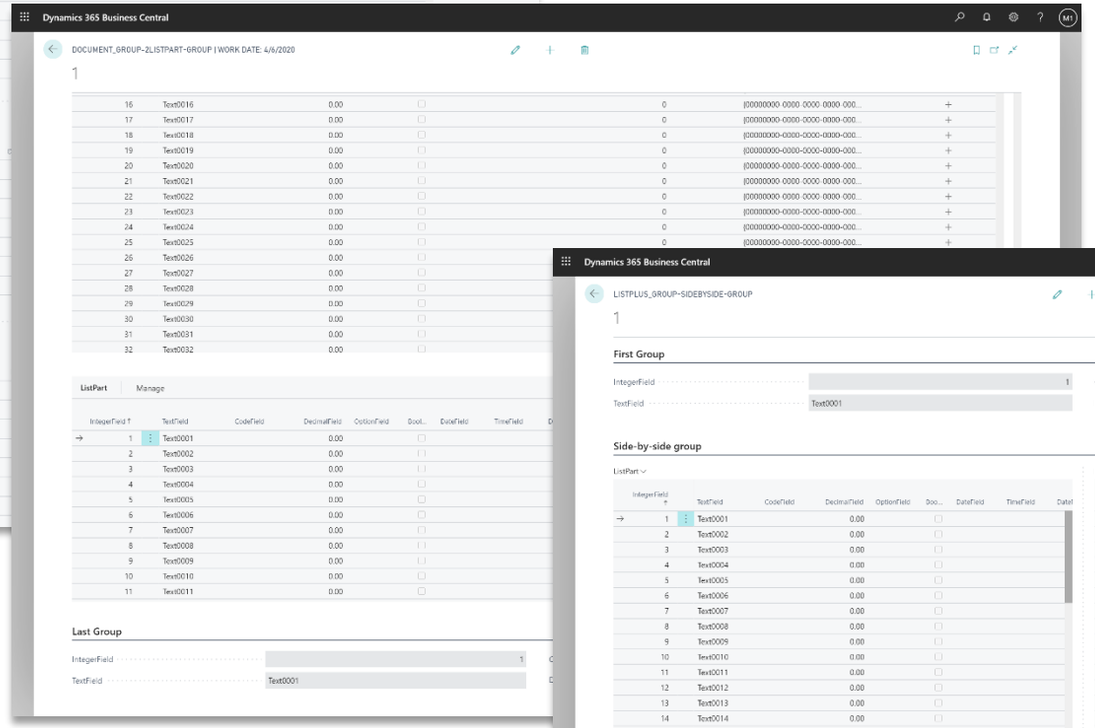

Example: ListPlus record with side-by-side ListParts

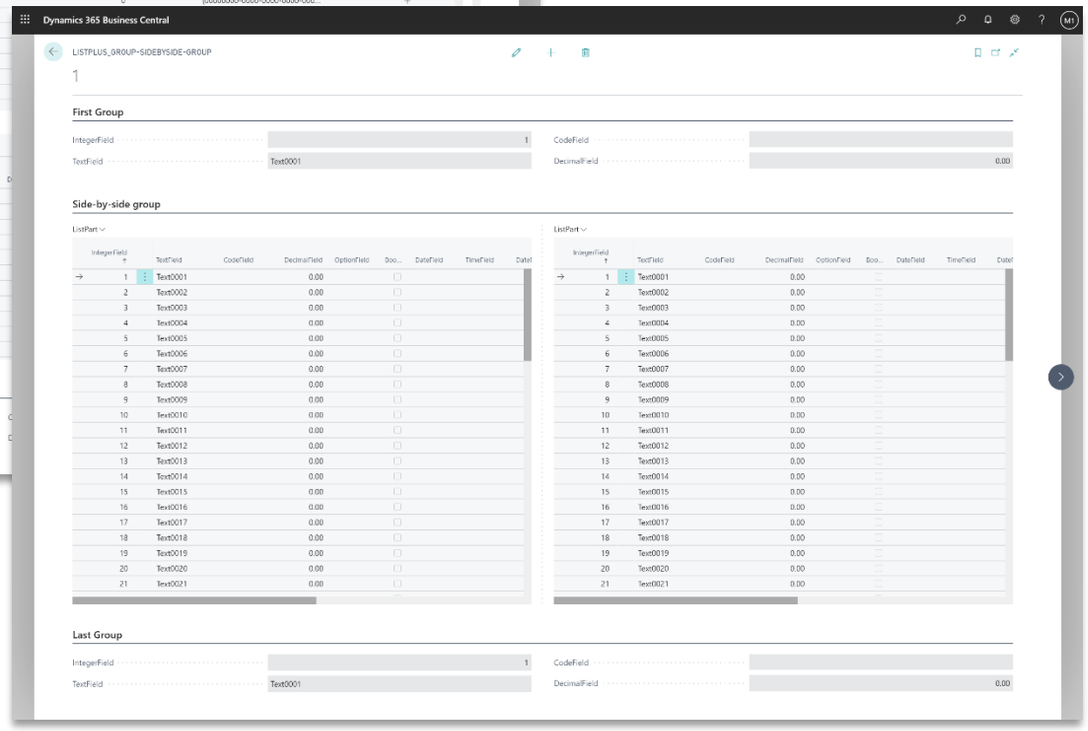

For developers

2 AL design patterns for Page Parts
Sequence parts above each other
Group parts for a side-by-side experience
Documented, predictable outcomes
Over 40 combinations now optimized!
Your pages using these patterns immediately look & work better
Coming soon: similar optimizations for Worksheets & CardParts

Telemetry

- Telemetry data available for analisys
- Aka.ms/bctelemetry Microsoft docs site.
- https://github.com/microsoft/BCTech/tree/master/samples/AppInsights examples on how to use with scripts on GitHub.

Available telemetry

In Application Insights, telemetry from Business Central is logged as traces. Currently, Business Central offers telemetry on the following operations:

Area	Description	Online/On-premises	See more
Authorization	Provides information about user sign-in attempts. Information includes success or failure indication, reason for failure, user type, and more.	Online	Analyzing Authentication Telemetry
Company lifecycle	Provides information about creating, copying, and deleting of companies.	Both	Analyzing Company Lifecycle Telemetry
Database lock timeouts	Provides information about database locks that have timed out.	Both	Database Lock Timeout Telemetry
Extension lifecycle	Provides information about the success or failure of extension-related operations, like publishing, synchronizing, installing, and more.	Both	Analyzing Extension Lifecycle Telemetry
Extension update	Provides information about errors that occur when upgrading an extension.	Both	Analyzing Extension Upgrade Telemetry
Long running operation (SQL query)	Provides information about SQL queries that take longer than expected to execute.	Both	Analyzing Long Running Operation (SQL Query)
Page views	Provides information about the pages that users open in the moder client.		
Report generation	Provides information about the execution of reports.		
Web service requests	Provides information about the execution time of web service reque		

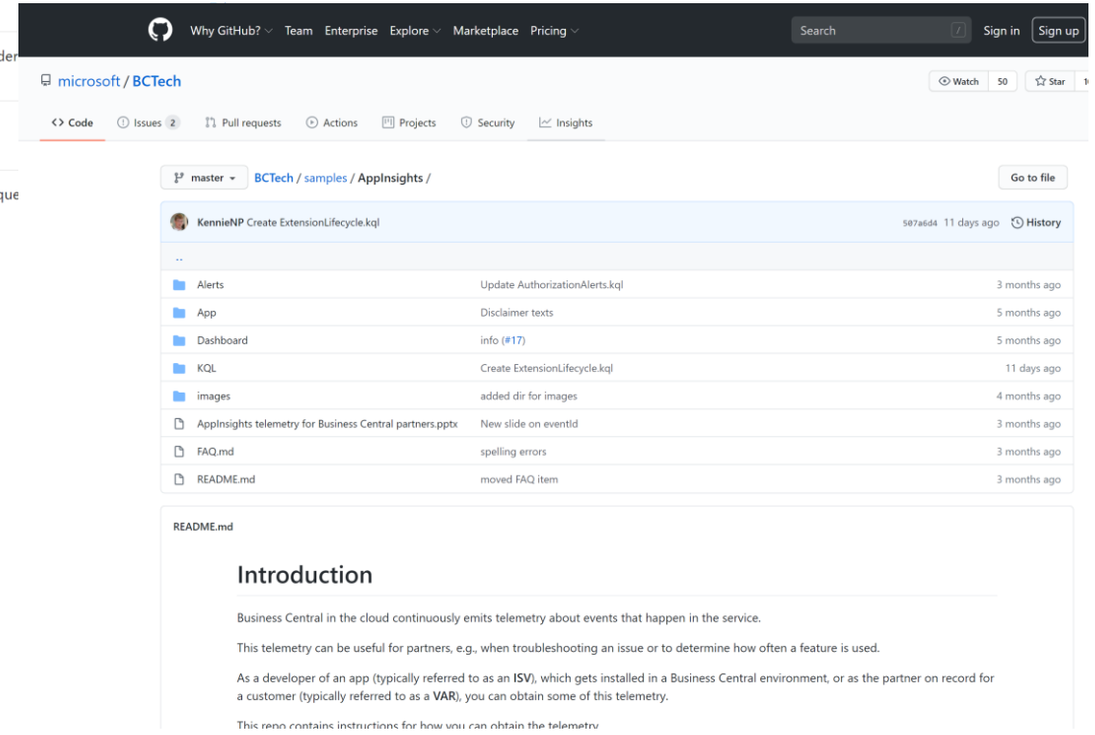

Common Data Service integration

Assisted Setup

Ownership models. Person and Team

Synchronize data

Creating customizations to Common Data Service Integration

AL Table Proxy Generator

Handling missing Option vaules

Scheduling Synchronization

Common Data Service Integration highlights

Setup

- New Assisted Connection Setup
- Auto Discoverability of CDS environments
- New Data ownership model, enabling Business Unit mapping
- Recommendations on initial sync
- D365 for Sales, installs on top of BC Base CDS integration

Business Unit Mapping

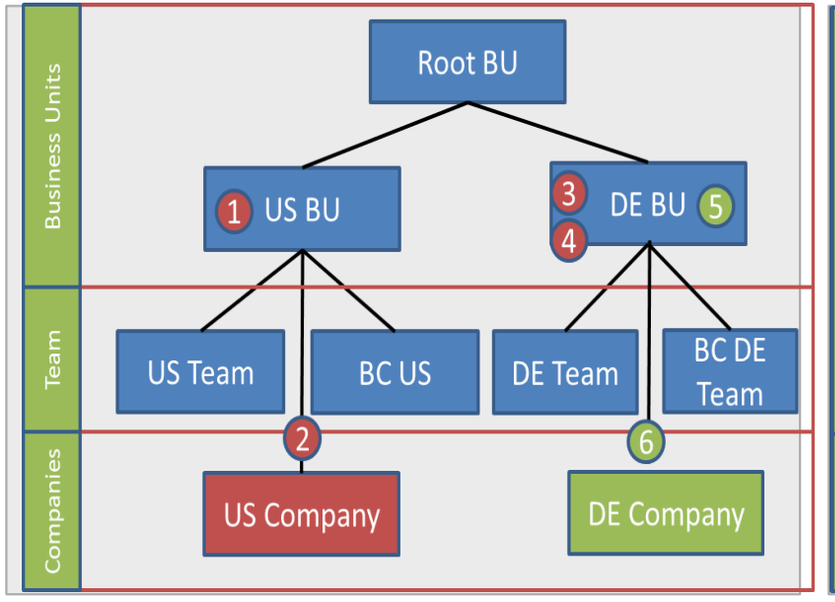

Extensibility

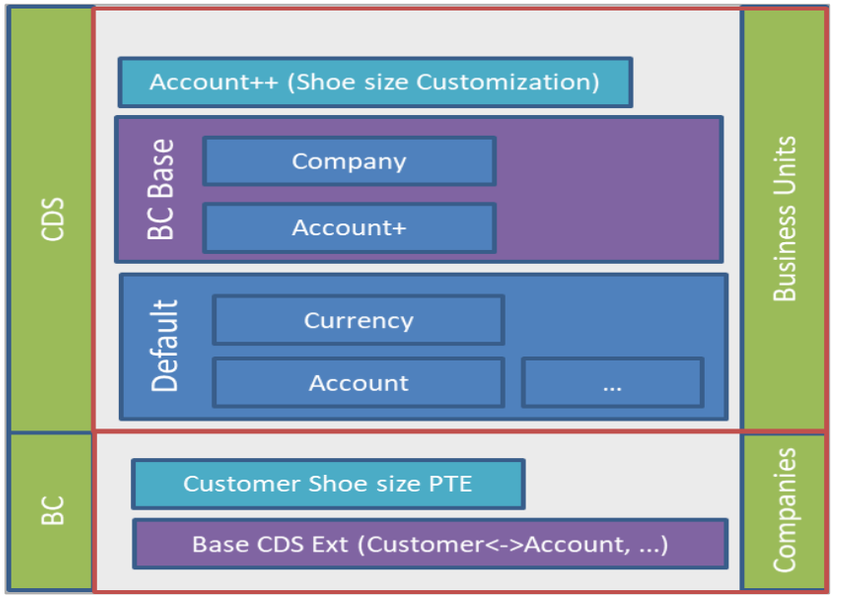

Microsoft Dynamics 365

Microsoft Dynamics 365

Data Migrations to Business Central Online

Migration Tools

GP: Enhanced COA Migration

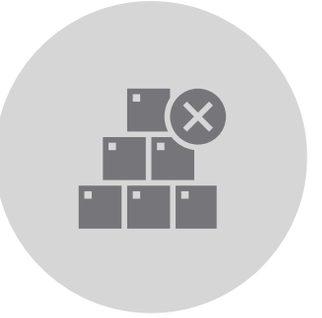

GP: Migrate All or only Active Customer/Vendor Master Records

GP: Enhanced Inventory Data Migration



BC on premises to BC Cloud Migration

SMB Data Migration Roadmap

KEY — Current release wave | Future release wave

April 2020

GP to BC Migration
- Chart of Accounts: Segments to Dimensions
- More GP Versions
- Item Enhancements
- ISV Migrations

BC SmartList Designer
- SmartList Designer (Preview in June)

NAV/BC to BC Migration
- BC 16x On-Premise to BC SaaS
- BC 14x/15x to 16x Post-April release

SL to BC Migration
- TBD

October 2020

GP to BC Migration
- Bank Rec (Checkbooks, Outstanding Transactions)
- Open Purchase Orders
- Fixed Assets

GP to Azure Data Lake
- Write GP historical data to Azure Data Lake

SL to Azure Data Lake
- Write SL historical data to Azure Data Lake

BC SmartList Designer
- BC SmartList Designer utilizes Azure Data Lake for additional historical data queries
- List Pages include Queries (SmartList Pages)

2021

GP to BC Migration
- Item Pricing / Extended Pricing
- Address Feedback

NAV/BC to BC Migration
- Address feedback

SL to BC Migration
- Address feedback

BC SmartList Designer
- SL Designer 2.0

NOTE: Roadmap is subject to change during the course of development cycles.

Microsoft Dynamics 365

Business Central 2020 Wave 2

Support for an unlimited number of production and sandbox environments

06/17/2020 • 2 minutes to read •

Important

Some of the functionality described in this release plan has not been released. Delivery timelines may change and projected functionality may not be released (see **Microsoft policy**). Learn more: **What's new and planned**

Enabled for	Public preview	General availability
Admins, makers, or analysts, automatically	-	Oct 2020

Business value

Allowing businesses to expand Business Central to more than three countries or three business branches by adding more than three production environments.

Feature details

This release wave introduces the option for customers to purchase additional production environments. For each newly purchased production environment, the customer can create additional sandbox environments. The specific number of sandbox environments that is allowed for each purchased production environment is still being determined.

Additional production environments will also increase the database capacity quota for the customer's organization. The actual database capacity increase for each new production environment is still being determined.

Service-to-service authentication for Automation APIs

06/04/2020 • 2 minutes to read •

Important

Some of the functionality described in this release plan has not been released. Delivery timelines may change and projected functionality may not be released (see **Microsoft policy**). Learn more: **What's new and planned**

Enabled for	Public preview	General availability
Admins, makers, or analysts, automatically	-	Oct 2020

Business value

Service-to-service authentication will be supported for Automation APIs in Business Central.

Feature details

For supporting Automation scenarios in Business Central, an application permission scope is added, called Automation.ReadWrite.All.

This will allow service-to-service authentication, having external services connect as an application without impersonating normal users. Using OAuth Client Credentials flow, an app token with Automation.ReadWrite.All scope can then be used to access Business Central.

Apps need to be registered in Business Central and the OAuth consent flow has to be completed before Business Central can be accessed.

Business Central Company Hub extension

06/16/2020 • 2 minutes to read •

> **Important**
>
> **Some of the functionality described in this release plan has not been released.** Delivery timelines may change and projected functionality may not be released (see **Microsoft policy**). Learn more: **What's new and planned**

Enabled for	Public preview	General availability
End users by admins, makers, or analysts	-	Oct 2020

Business value

For some organizations, users often have access to multiple companies, either in the same tenant or in another tenant environment, such as in another country (a sales subsidiary) or a completely different tenant (a clients' company if you're an external accountant). Having an easy overview of these companies and an easy way of accessing them is key to working efficiently for these users. Business Central Company Hub gives you just that.

Feature details

Business Central Company Hub gives you a list of the companies you work in. You can easily add new companies by just providing a URL and a name for the company. The list of companies contains a few KPIs for the company that is displayed for the user if they have the needed access. You also have a list of assigned user tasks for a given company, so you can keep track of work required for each company. It's possible to run selected Excel reports for the company from the Company Hub.

The Business Central Company Hub gives you either a dedicated Company Hub role center (if you use one tenant as the main access point) or a similar task page if you use the Company Hub from within a company where your role requires you to have a different main role center. Both have the same features and the same easy access to the companies you work in.

For Dynamics 365-Accountant Hub users, Accountant Hub is deprecated in this release wave. Company Hub contains the same features, and we recommend that you use Company Hub as a replacement for Accountant Hub.

It's easy to migrate to Company Hub from Accountant Hub. When you have installed Company Hub in a Business Central tenant, use the **Edit in Excel** feature on the **Client list** page to export data from Accountant Hub and open a similar Excel spreadsheet from Company Hub. Then, use copy and paste to move the data and finally publish the spreadsheet from Company Hub to get the data into Company Hub in Business Central. For more information, see the **See also** section.

Default unit cost for non-inventory items

06/10/2020 • 2 minutes to read •

ⓘ Important

Some of the functionality described in this release plan has not been released. Delivery timelines may change and projected functionality may not be released (see **Microsoft policy**). Learn more: **What's new and planned**

Enabled for	Public preview	General availability
End users, automatically	✔ May 1, 2020	Oct 2020

Business value

Service items and non-inventory items have associated costs that directly impact profits from the sale of the item or the product that it is a component of. As circumstances change so do these costs, which means it's important to quickly react and use new costs on new sales, assembly, and production documents. To do that you can specify the default values to use in new documents and journals, which reduces the need for manual updates.

Feature details

To ensure that item costs are up to date, the default unit cost for service and non-inventory items can be updated on the Item and Stockkeeping Unit pages.

Check financial journals in background

08/13/2020 • 2 minutes to read •

Important

Some of the functionality described in this release plan has not been released. Delivery timelines may change and projected functionality may not be released (see **Microsoft policy**). Learn more: **What's new and planned**

Enabled for	Public preview	General availability
End users by admins, makers, or analysts	✔ Aug 3, 2020	Oct 2020

Business value

Based on product telemetry that shows where people often experience issues when processing financial journals, we've introduced validations that can help prevent issues with posting before they happen. Early, unobtrusive visual indications that there is a problem can help improve productivity.

Feature details

On the General Journal Batch page, you can choose **Background Error Check** to have Business Central validate financial journals, such as general or payment journals, while you're working on them. When the validation is enabled, the **Journal Check** FactBox displays next to the journal lines and will show issues in the current line and the whole batch. Validation happens when you load a financial journal batch, and when you choose another journal line. The **Issues total** tile in the FactBox shows the total number of issues that Business Central found, and choosing it will open an overview of the issues.

You can use the **Show Lines with Issues** and **Show All Lines** actions to toggle between journal lines that have or don't have issues.

The new **Journal Line Details** FactBox provides a quick overview and access to data from journal lines, such as the G/L account, customer, or vendor, as well as to the posting setup for specific accounts.

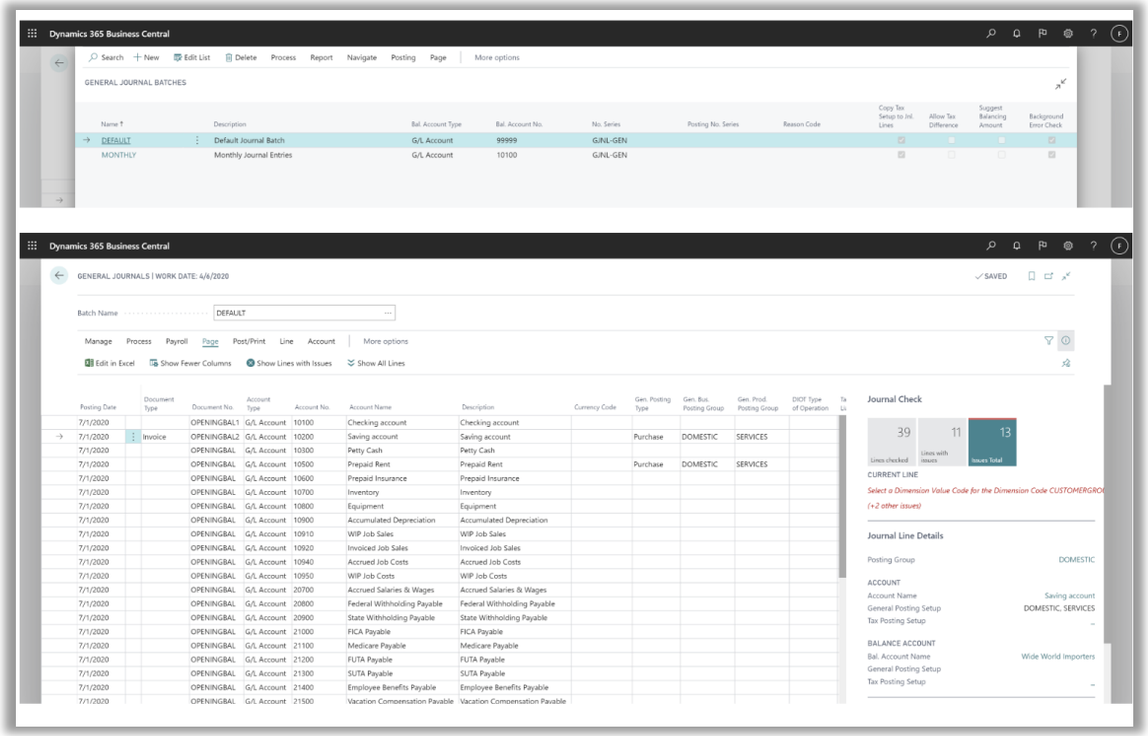

Use Word document layouts to customize outgoing customer documents

08/06/2020 • 2 minutes to read •

ⓘ Important

Some of the functionality described in this release plan has not been released. Delivery timelines may change and projected functionality may not be released (see **Microsoft policy**). Learn more: **What's new and planned**

Enabled for	Public preview	General availability
End users, automatically	✔ Aug 4, 2020	Oct 2020

Business value

Every business tailors the documents they send out to customers. This is very important for outgoing documents to customers, such as shipments, return order, service quotes, orders, invoices, and credit memos. Using Word as the document-authoring tool allows power users in Business Central to easily modify layouts of reports.

Feature details

You can now export document layout to work for the following documents: Shipments, Return Orders, Service Quotes, Orders, Invoices, and Credit Memos. Simply modify the layouts and import them back into Business Central to use next time you send, for example, a shipment, return order, or a service document.

Business Central in Microsoft Teams

06/25/2020 • 2 minutes to read •

ⓘ Important

Some of the functionality described in this release plan has not been released. Delivery timelines may change and projected functionality may not be released (see **Microsoft policy**). Learn more: **What's new and planned**

Enabled for	Public preview	General availability
End users by admins, makers, or analysts	Oct 2020	Dec 2020

Feature details

Bring Business Central data into Microsoft Teams conversations to make decisions faster as a team.

Common Data Service virtual entities

08/07/2020 • 2 minutes to read •

ⓘ Important

Some of the functionality described in this release plan has not been released. Delivery timelines may change and projected functionality may not be released (see **Microsoft policy**). Learn more: **What's new and planned**

Enabled for	Public preview	General availability
End users by admins, makers, or analysts	Oct 2020	Dec 2020

Business value

Entities from Business Central are exposed as virtual entities to Common Data Service. In Common Data Service, virtual entities will appear as if they were physical entities, enabling consumption for Common Data Service solutions.

Feature details

With the capability of consuming virtual entities from Business Central in Common Data Service, Power Apps can leverage Business Central virtual entities directly, as if they were native Common Data Service entities.

The underlying infrastructure to expose virtual entities from Business Central is based on API pages. Enabling the virtual entities on Common Data Service will require that a Common Data Service solution is installed. The solution will be able to generate virtual entities based on the metadata of the APIs exposed on the connected Business Central tenant. This will enable developers to create APIs for Business Central and then generate virtual entities on Common Data Service.

Migrate from Business Central 14.x on-premises to Business Central 16.x online

08/03/2020 • 2 minutes to read •

Important

Some of the functionality described in this release plan has not been released. Delivery timelines may change and projected functionality may not be released (see **Microsoft policy**). Learn more: **What's new and planned**

Enabled for	Public preview	General availability
End users by admins, makers, or analysts	Oct 2020	Oct 2020

Feature details

We will add support for customers who are on version 14.x of Business Central on-premises to migrate their data to 16.x Business Central online. We will implement the upgrade logic from 14 to 16 so customers don't have to upgrade their 14.x version on-premises environment to 16 in order to migrate.

Migrate from Business Central 15.x on-premises to Business Central 16.x online

02/26/2020 • 2 minutes to read •

Important

Some of the functionality described in this release plan has not been released. Delivery timelines may change and projected functionality may not be released (see **Microsoft policy**). Learn more: **What's new and planned**

Enabled for	Public preview	General availability
End users by admins, makers, or analysts	Oct 2020	Oct 2020

Feature details

We will add support for customers who are on version 15.x of Business Central on-premises to migrate their data to 16.x Business Central online. We will implement the upgrade logic from 15 to 16 so customers don't have to upgrade their 15.x version on-premises environment to 16 in order to migrate.

Access multiple production or sandbox environments from the mobile apps

08/17/2020 • 2 minutes to read •

> ⓘ Important
>
> **Some of the functionality described in this release plan has not been released.** Delivery timelines may change and projected functionality may not be released (see **Microsoft policy**). Learn more: **What's new and planned**

Enabled for	Public preview	General availability
Admins, makers, or analysts, automatically	Oct 2020	Nov 2020

Business value

Being able to easily access Business Central on the go from every device—even for more complex, multiple production environments—is key for many customers in the current business world.

Feature details

Users of mobile devices can now choose between their sandbox and production environments without the need to use the precrafted URL as before. Partners running their own apps based on Business Central can also let their users explore it from mobile devices.

This change requires an updated version of the Business Central mobile app (version 3.x), which can be downloaded on the user's device from the relevant app stores for Android and iOS.

Delete extension data

08/04/2020 • 2 minutes to read •

> ⓘ Important
>
> **Some of the functionality described in this release plan has not been released.** Delivery timelines may change and projected functionality may not be released (see **Microsoft policy**). Learn more: **What's new and planned**

Enabled for	Public preview	General availability
Admins, makers, or analysts, automatically	✔ Aug 1, 2020	Oct 2020

Business value

We receive a number of support requests to delete extension data in production or sandboxes, either because an application is not in use or, more commonly, because there is a desire to reinstall it from scratch without data—for example, after testing or trial.

Feature details

On the Extension Management page, when you select an extension and choose to uninstall it, we have added a new **Delete Extension Data** option in the uninstall dialog.

If you select this option, and confirm both at selection and subsequently on selecting Uninstall that you understand that data will be deleted, the service will delete all data owned by the extension. This is equivalent to invoking an extension uninstall on-premises with the "clean" mode.

Data audit system fields are added to every table

06/11/2020 • 2 minutes to read •

> ⓘ Important
>
> **Some of the functionality described in this release plan has not been released.** Delivery timelines may change and projected functionality may not be released (see **Microsoft policy**). Learn more: **What's new and planned**

Enabled for	Public preview	General availability
Admins, makers, or analysts, automatically	-	Oct 2020

Business value

This gives developers an easy and performant way to program against historical data, such as writing AL queries that return changed data since some specified point in time.

Feature details

Four new system fields are added to all tables:

- SystemLastModifiedOn
- SystemLastModifiedBy
- SystemCreatedBy
- SystemCreatedOn

The platform will populate the content of the fields when a record is created and modified. It isn't possible for a developer to control the values that are saved to the database.

Debug extension installation and upgrade code

08/04/2020 • 2 minutes to read •

ⓘ Important

Some of the functionality described in this release plan has not been released. Delivery timelines may change and projected functionality may not be released (see **Microsoft policy**). Learn more: **What's new and planned**

Enabled for	Public preview	General availability
Admins, makers, or analysts, automatically	Sep 2020	Oct 2020

Business value

It is currently not possible to debug extension install or upgrade code by just adding breakpoints and deploying a new application. Instead, some workaround is required to manually trigger the install and upgrade code, possibly commenting out upgrade tags and so on, making it tedious to properly test install and upgrade during development, as well as to troubleshoot issues.

Signal about long-running AL execution added to Application Insights telemetry for partners

08/07/2020 • 2 minutes to read •

Important

Some of the functionality described in this release plan has not been released. Delivery timelines may change and projected functionality may not be released (see **Microsoft policy**). Learn more: **What's new and planned**

Enabled for	Public preview	General availability
End users by admins, makers, or analysts	Oct 2020	Oct 2020

Business value

Partners can use telemetry to troubleshoot performance issues caused by extensions.

Feature details

The Business Central server will emit telemetry about the execution time of long-running AL execution. Included in this signal is also a breakdown of how much time each event subscriber added to the total time

Partners and customers can use this data to monitor their environments for performance issues caused by extensions and be more proactive in preventing these issues from occurring.

Signal from outgoing web service requests added to Application Insights telemetry for partners

08/07/2020 • 2 minutes to read •

Important

Some of the functionality described in this release plan has not been released. Delivery timelines may change and projected functionality may not be released (see **Microsoft policy**). Learn more: **What's new and planned**

Enabled for	Public preview	General availability
End users by admins, makers, or analysts	Oct 2020	Oct 2020

Business value

Partners (VAR/ISV) can get insights into the execution time and failures that happen in external services that their environment/app depends on.

Feature details

The Business Central server will emit telemetry about the execution time and HTTP status code of outgoing web service requests sent using the AL HTTPClient module.

Partners and customers can use this data to monitor their environments for performance issues caused by external services and be more proactive in preventing these issues from occurring.

Signal from web service key authentication added to Application Insights telemetry for partners

08/11/2020 • 2 minutes to read •

Important

Some of the functionality described in this release plan has not been released. Delivery timelines may change and projected functionality may not be released (see **Microsoft policy**). Learn more: **What's new and planned**

Enabled for	Public preview	General availability
End users by admins, makers, or analysts	Oct 2020	Oct 2020

Business value

Partners can monitor the usage of web service key authentication, which is planned to be deprecated.

Feature details

The Business Central server will emit telemetry about the usage of web service keys to authenticate.

Partners and customers can use this data to monitor their environments for usage of web service keys to prepare for when the feature is deprecated.

Restoring environments to a point in time in the past

08/03/2020 • 2 minutes to read •

> **Important**
>
> **Some of the functionality described in this release plan has not been released.** Delivery timelines may change and projected functionality may not be released (see **Microsoft policy**). Learn more: **What's new and planned**

Enabled for	Public preview	General availability
Admins, makers, or analysts, automatically	Oct 2020	Dec 2020

Business value

To help protect business continuity, customers can recover their data to a point in time in the past, in case it was damaged as a result of an unintended action by a user or developer.

Feature details

Protecting your business-critical ERP data in Dynamics 365 Business Central environments and providing continuous availability of the service are extremely important to our customers.

In some situations, the data in the production environment can be damaged in a way that makes it difficult or impossible to recover by simply undoing the changes one by one. Such changes are typically introduced unintentionally, as a result of a developer or an application user mistake. To help customers recover their data, we are introducing a new data recovery feature in the Business Central administration center.

All your online environments are backed up. System backups occur continuously by the underlying technology used by the Business Central service: Azure SQL Database. Find the documentation about the Azure SQL Database automatic backups at FAQ for Dynamics 365 Business Central.

With this release, Business Central local and delegated administrators (partners) can restore any environment (sandbox and production) to a certain point in time up to 30 days in the past. The restore can be performed within the same Azure Region and the same country (localization). The restore operation permission is granted to admin users, who also have a specific permission set assigned to them within the environment. The log of restore operations will be visible in the Business Central administration center.

In some situations, the users might not know exactly to what date and time they need to restore a specific environment. So before restoring the environment, they'll be able to restore it into another environment first—for example, into a sandbox environment. The admins, with the help of other company users, can then validate the data in the newly created sandbox environment. They can repeat the attempt if they discover that they need an earlier or later point in time. If the data is confirmed to be correct, the admin can then decide to restore the production environment to the same point in time. The number of restore attempts will be limited to 10 attempts per environment/per month.

When restoring a production environment, the admins follow these steps:

1. Rename the original production environment (for example, MyProdEnv-DONOTUSE).
2. Do a point-in-time restore of the original environment into a new production environment with the original name (MyProdEnv).

At this point, the admins will have both environments available side-by-side, so they can investigate the data. If needed, they can bring in missing data from one environment to another by using, for example, the RapidStart feature.

The recovery is allowed within a maximum of three immediately preceding versions of Business Central (including minor and major

Developers can emit telemetry to Application Insights from AL code

06/09/2020 • 2 minutes to read •

ⓘ Important

Some of the functionality described in this release plan has not been released. Delivery timelines may change and projected functionality may not be released (see Microsoft policy). Learn more: What's new and planned

Enabled for	Public preview	General availability
Admins, makers, or analysts, automatically	Oct 2020	Oct 2020

Business value

App developers can now instrument their code both for their own use and to make it possible for reselling partners to troubleshoot potential issues.

Feature details

In this wave, we add a new function, Session.LogMessage, that has the following signature:

Copy

```
Session.LogMessage(
      EventID : String
    , Message: String
    , DataClassification: DataClassification
    , Scope: ExtensionPublisher|All
    , Verbosity: Verbosity
    , Dimensions: Dictionary of [String, String]
)
```

If the Verbosity level is set to Normal and DataClassification is set to SystemMetadata, then the platform will emit telemetry. The value of the Scope parameter determines where telemetry will be sent. If set to ExtensionPublisher, telemetry is only sent to the Application Insights account specified in the app.json file. If set to All, telemetry is also sent to the Application Insights account

Extension publishers can get telemetry in Azure Application Insights

06/17/2020 • 2 minutes to read •

ⓘ Important

Some of the functionality described in this release plan has not been released. Delivery timelines may change and projected functionality may not be released (see Microsoft policy). Learn more: What's new and planned

Enabled for	Public preview	General availability
Admins, makers, or analysts, automatically	Oct 2020	Oct 2020

Business value

Extension publishers can get telemetry about issues in their extension before partners and customers report it.

Feature details

You can now add an instrumentation key for Azure Application Insights in the app.json file for an extension.

When events such as the following happen in code units that are part of the extension, then this signal will be sent to the Azure Application Insights account that has the supplied instrumentation key:

- Long-running SQL queries
- Report execution
- Extension updates
- Update errors due to exceptions thrown in upgrade code in the extension
- Web service requests

Data audit system fields are added to every table

06/11/2020 • 2 minutes to read •

> ⓘ Important
>
> **Some of the functionality described in this release plan has not been released.** Delivery timelines may change and projected functionality may not be released (see **Microsoft policy**). Learn more: **What's new and planned**

Enabled for	Public preview	General availability
Admins, makers, or analysts, automatically	-	Oct 2020

Business value

This gives developers an easy and performant way to program against historical data, such as writing AL queries that return changed data since some specified point in time.

Feature details

Four new system fields are added to all tables:

- SystemLastModifiedOn
- SystemLastModifiedBy
- SystemCreatedBy
- SystemCreatedOn

The platform will populate the content of the fields when a record is created and modified. It isn't possible for a developer to control the values that are saved to the database.

Data audit system fields are added to every table

06/11/2020 • 2 minutes to read •

> ⓘ Important
>
> **Some of the functionality described in this release plan has not been released.** Delivery timelines may change and projected functionality may not be released (see **Microsoft policy**). Learn more: **What's new and planned**

Enabled for	Public preview	General availability
Admins, makers, or analysts, automatically	-	Oct 2020

Business value

This gives developers an easy and performant way to program against historical data, such as writing AL queries that return changed data since some specified point in time.

Feature details

Four new system fields are added to all tables:

- SystemLastModifiedOn
- SystemLastModifiedBy
- SystemCreatedBy
- SystemCreatedOn

The platform will populate the content of the fields when a record is created and modified. It isn't possible for a developer to control the values that are saved to the database.

For complete 2020 release Wave 2 plan

https://docs.microsoft.com/en-us/dynamics365-release-plan/2020wave2/smb/dynamics365-business-central/

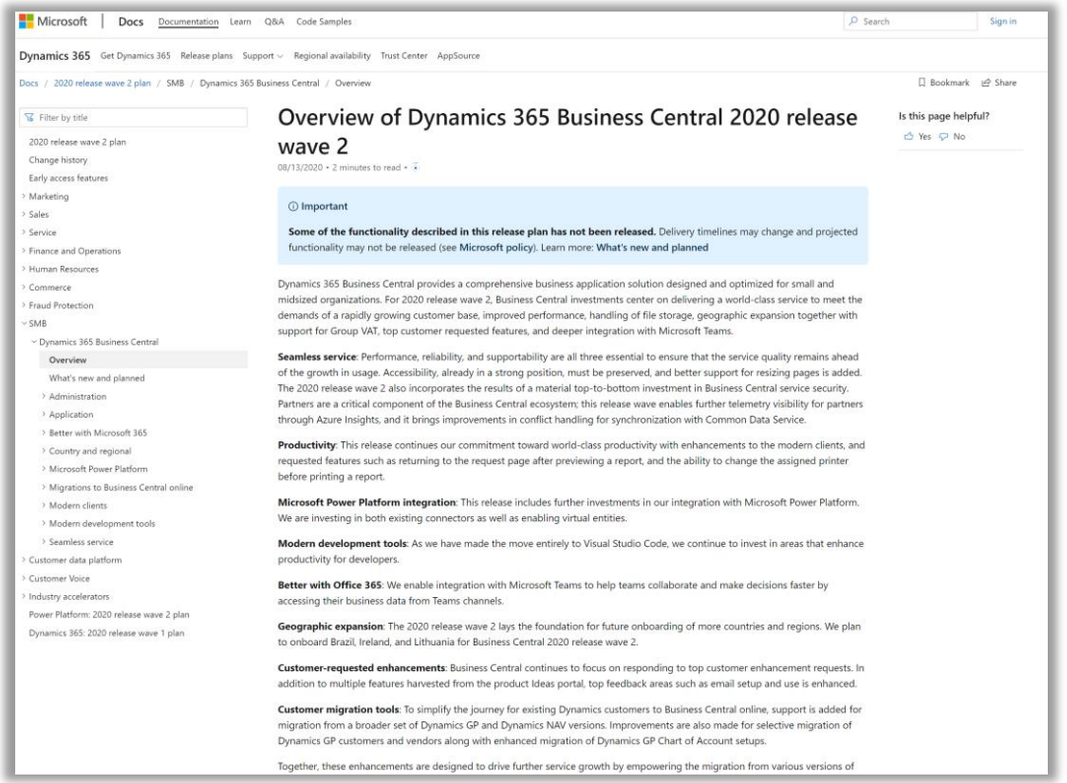

Key resources

Microsoft.com Business Central Link

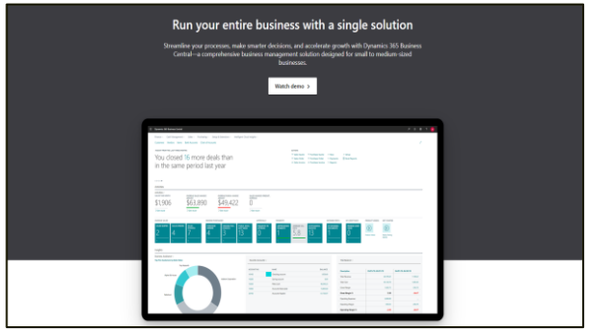

Microsoft Learn Business Central Link

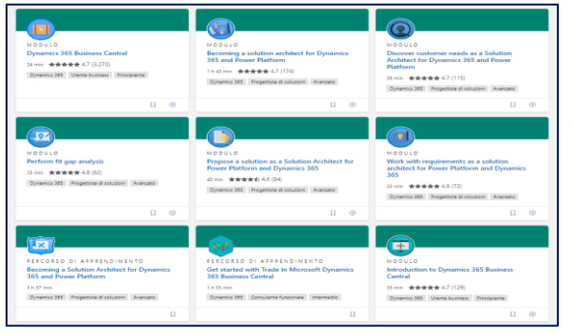

Freddy Blog Link

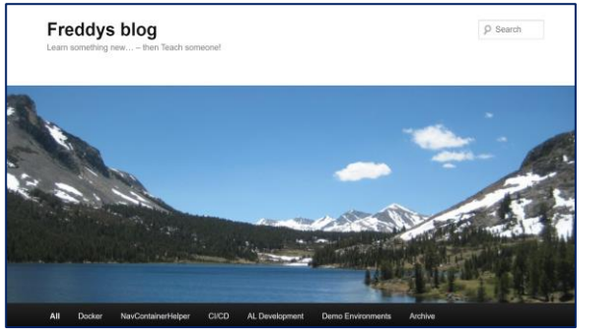

Business Central Community Link

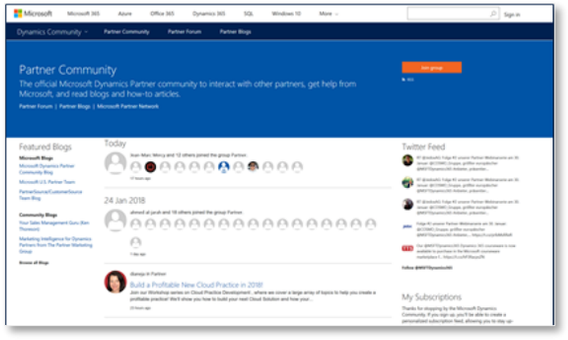

Overall Info about Business Central Link

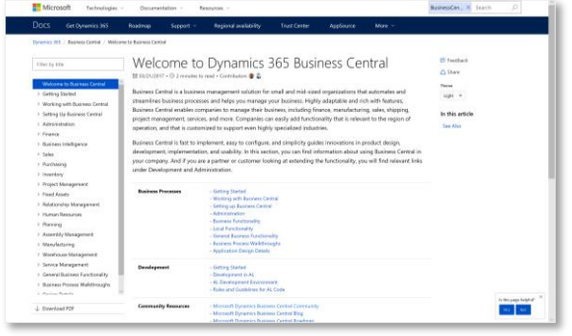
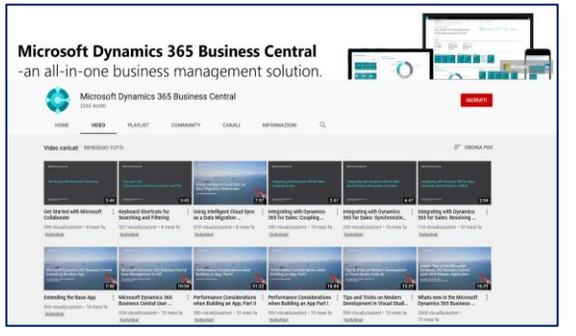
Business Central Video Channel Link