

Business Central 2020 Wave 2

Peter Jakobsen
Partner Technical Architect
Microsoft Western Europe

peter.jakobsen@microsoft.com
[linkedin.com/in/peter-jakobsen-bc-rocks](https://www.linkedin.com/in/peter-jakobsen-bc-rocks)

DynUG NO 10th November 2020



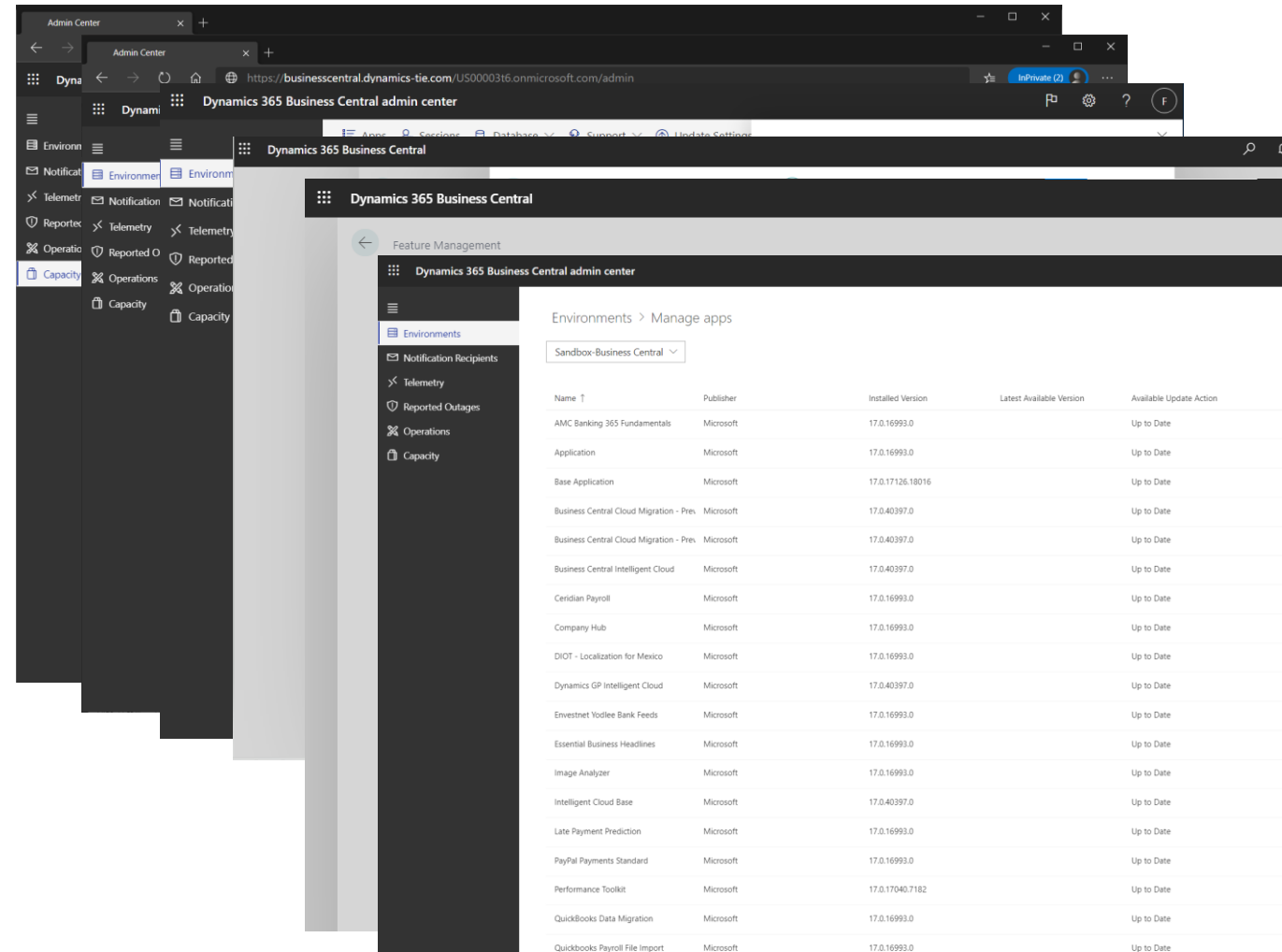
Seamless service

Administration, Storage and Environments

Seamless service

Highlights

- Capacity overview
- Managing environments
- Managing backup and restore
- Retention management
- Feature management
- Additional Production databases



Better performance since 2020 Wave 1

40%

quicker to
display page

6400%

faster update of
low-level codes for
MRP planning

20%

less SQL queries for
integration records

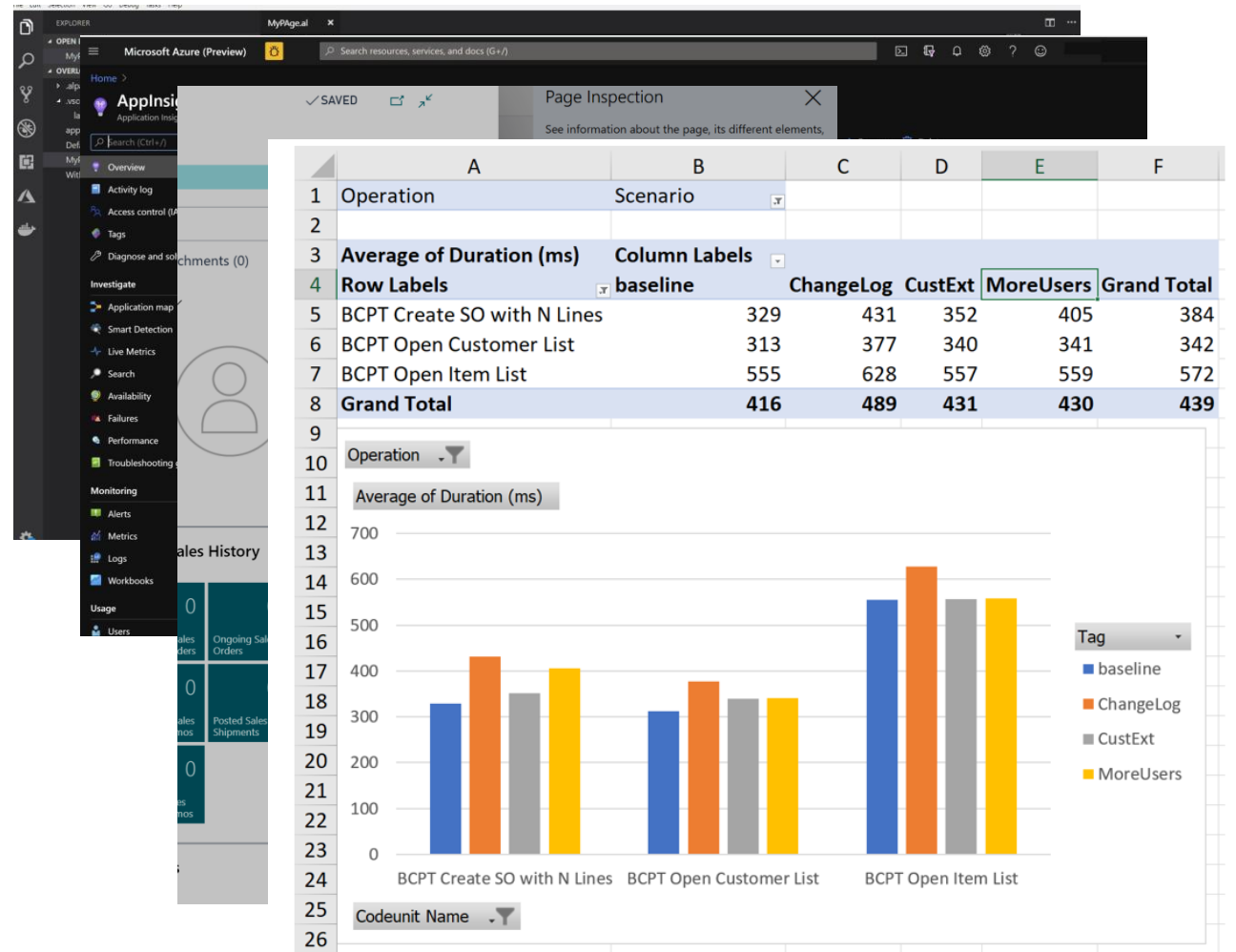
Partners

Debugging and troubleshooting

Seamless service

Highlights

- **Debug snapshots**
- Telemetry
- Page inspector improvements
- **Performance toolkit**



Responding to customer needs

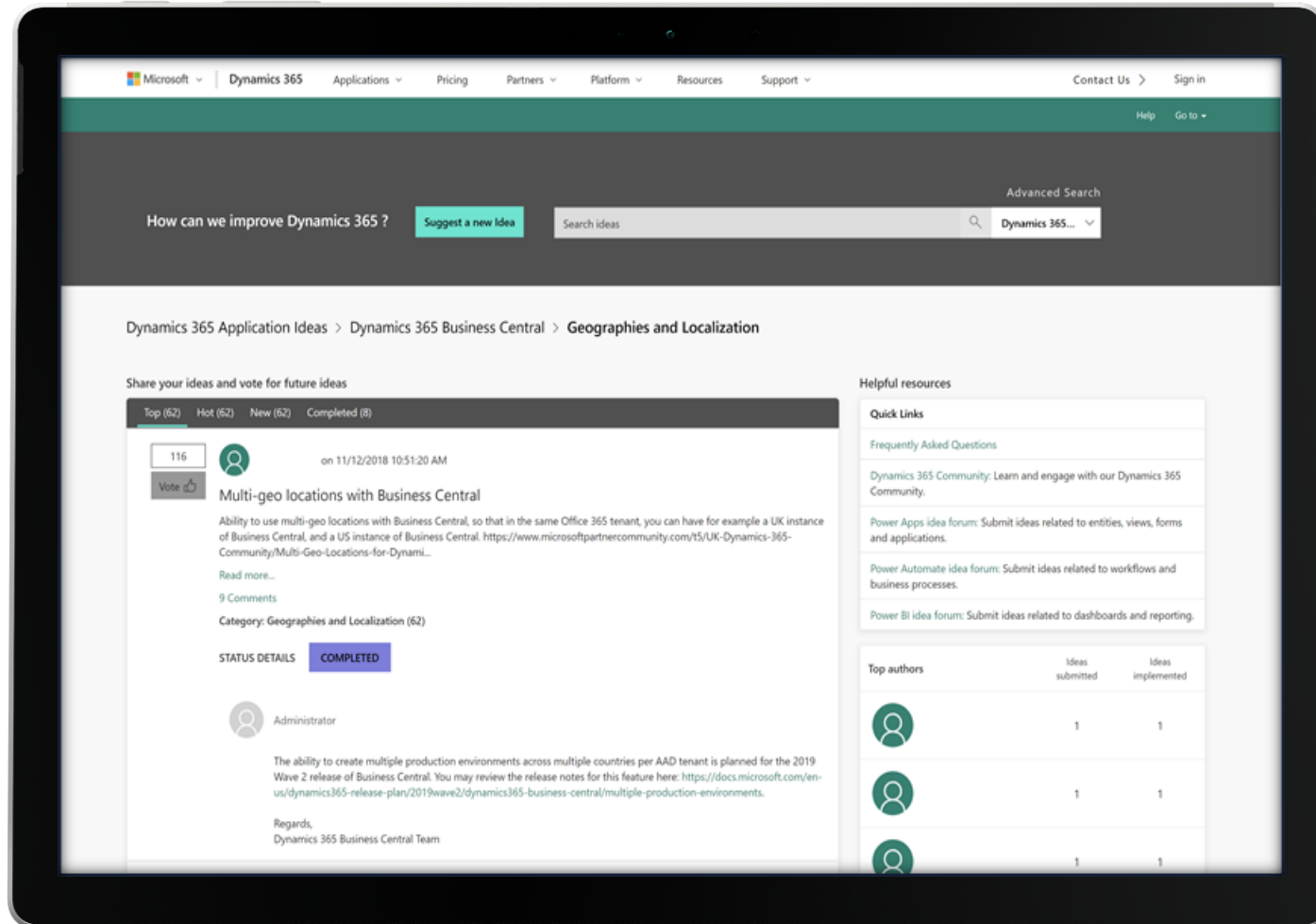
Ideas portal: we listen and deliver

47

ideas delivered
in 2020 wave 2

1504

votes
represented



~10%

of total votes
(15,945) delivered
in release wave

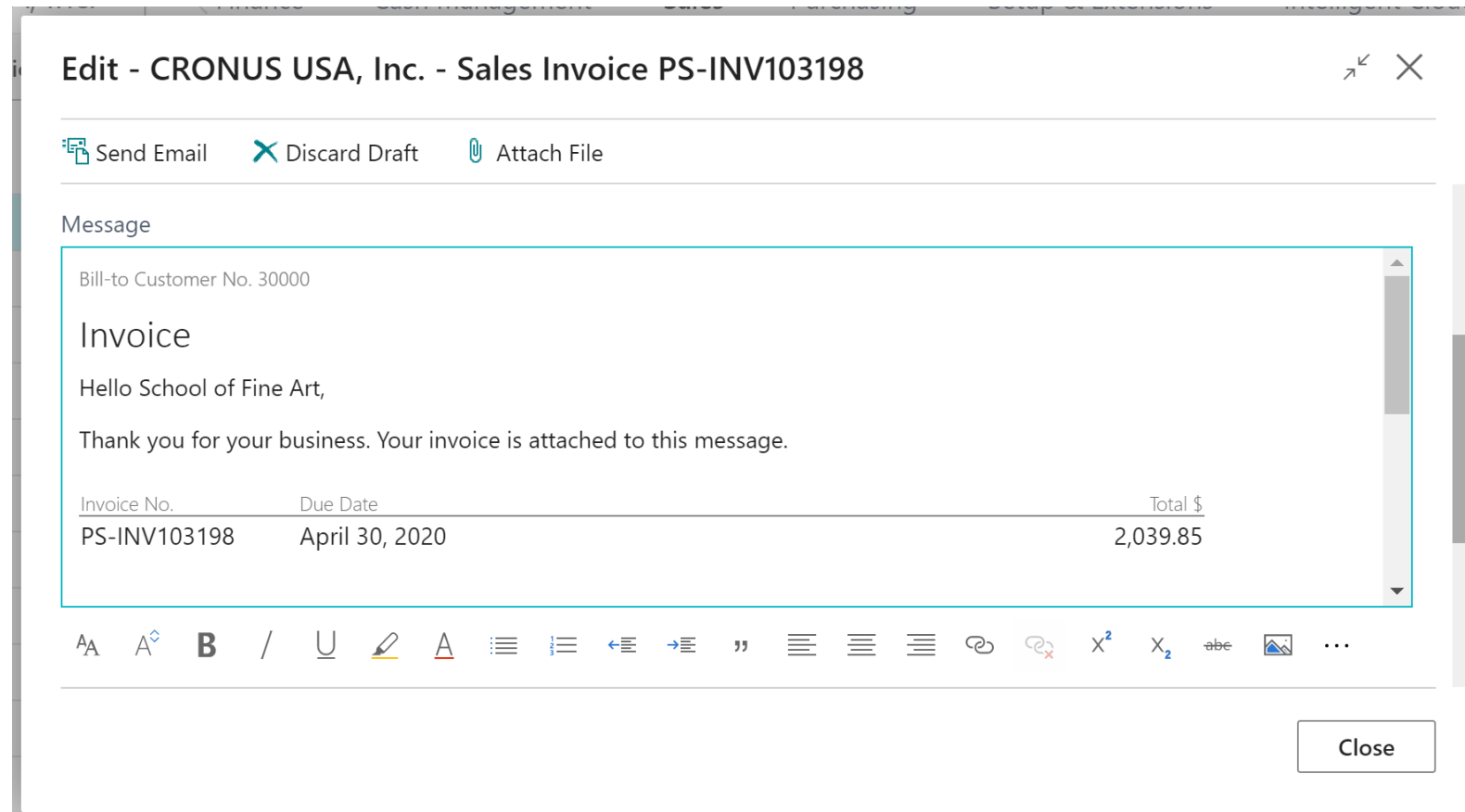
<https://aka.ms/bcideas>

Application and Modern Clients

Responding to customer needs

Highlights

- ***Company Hub***
- ***New e-mail experience***
- **Accessibility**
- **Install Desktop Tile**
- **Updated Mobile App**



New E-mail Experience setup emails for documents

← Email Accounts

Search New Process Navigate Open in Excel

Name ↑	Email Address	Default
Current User	fullUserAdmin@US00005t11.ccsctp.net	
Info	info@cronus.com	✓
Sales	sales@cronus.com	

Assign scenarios to account Sales (sales@cronus.com) | Search ...

Email scenario ↑

- Purchase Quote Archive
- Purchase Receipt
- Purchase Return Order
- Purchase Return Order Archive
- Purchase Return Shipment
- Reminder
- Sales Credit Memo**
- Sales Invoice
- Sales Invoice Draft
- Sales Order
- Sales Order Archive
- Sales Order Pick Instruction
- Sales Quote
- Sales Quote Archive
- Sales Return Order
- Sales Return Order Archive
- Sales Return Receipt
- Sales Shipment
- Sales Work Order
- Service Contract
- Service Contract Quote
- Service Credit Memo

← Email Scenario Assignment

Search Assign scenarios Open in Excel

Scenarios by email accounts Default

Info (info@cronus.com)	✓
Sales (sales@cronus.com)	:
Sales Credit Memo	
Sales Invoice	
Sales Invoice Draft	
Sales Order	
Sales Order Archive	
Sales Order Pick Instruction	
Sales Quote	
Sales Quote Archive	
Sales Return Order	
Sales Return Order Archive	
Sales Return Receipt	
Sales Shipment	
Sales Work Order	

New E-mail Experience edit emails and attachments, access email outbox and sent emails

Edit - CRONUS International Ltd. - Sales Invoice 103015

Send Email Discard Draft Attach File Page

Email Details Show more

From: Sales (sales@cronus.com)

To: info@cannongroupplc.com

Subject: CRONUS International Ltd. - Sales Invoice 103015

Body

Bill-to Customer No. 10000

Invoice

Hello Peter,

Hope you had a nice vacation. Here's the invoice we spoke about.

Thank you for your business. Your invoice is attached to this message.

Invoice No.	Due Date	Total €
103015	February 6, 2022	8,269.04

Attachments Manage

Filename	
Sales Invoice 103015.pdf	
CompanyHolidayCard.docx	

Close

Email Outbox | Work Date: 1/27/2022

Search Manage Send Refresh Show Error Investigate Error Open in Excel

Description	Status	Error Message	Sender	Sent From
Test Email Message	Failed	Cannot authenticate the crede...	EUROPE\JE...	ihhand...
→ CRONUS International Ltd. - Sales Invoice 103027	Failed	Cannot authenticate the crede...	EUROPE\JE...	info@c...
CRONUS International Ltd. - Sales Invoice 103028	Draft		EUROPE\B...	-
CRONUS International Ltd. - Sales Invoice 103026	Draft		EUROPE\B...	-
CRONUS International Ltd. - Sales Invoice 103015	Draft		EUROPE\B...	-
CRONUS International Ltd. - Sales Invoice 103026	Draft		EUROPE\B...	-
CRONUS International Ltd. - Sales Invoice 103026	Draft			-

Company Hub



Company Hub

Environment Links

Reload all companies

My User Tasks

Actions

Fewer options

Summary		Manage				
Company Name		Environment Name	My User Tasks	My Overdue Tasks	Cash Accounts Balance	Overdue P Invoice Amc
→ CRONUS USA, Inc.		US Database	1	1	\$98,187.63	\$49,42
CRONUS Danmark A/S		DK Database	0	0	kr 770,039.03	kr 277,32
My Company		DK Database	0	0		

New integration opportunities

Better together with Microsoft 365 apps and services



Teams

- › Collaborate seamlessly
- › Simplify your work



CDS

- › Get up-to-date information wherever you are
- › Run Power Apps with Business Central via Virtual Entities
- › Connect to other Dynamics 365 products

New integration opportunities

Better together with Microsoft 365 apps and services



Teams

- › Collaborate seamlessly
- › Simplify your work

DEMO TEAMS



CDS

- › Get up-to-date information wherever you are
- › Run Power Apps with Business Central via Virtual Entities
- › Connect to other Dynamics 365 products

Finance improvements



CHECK FINANCIAL JOURNALS IN
BACKGROUND



USE THE COPY JOURNAL FUNCTION ON
POSTED GENERAL JOURNALS



CONTROL DATE FOR REVERSING
ENTRIES IN RECURRING
GENERAL JOURNALS

Check financial journals in background

Dynamics 365 Business Central

General Journals | Work Date: 4/6/2020

Batch Name: DEFAULT

Manage Process Payroll Page Post/Print Line Account More options

Edit in Excel Show Fewer Columns Show Lines with Issues Show All Lines

Posting Date	Document Type	Document No.	Account Type	Account No.	Account Name	Description	Currency Code	Gen. Posting Type	Gen. Bus. Posting Group	Gen. Prod. Posting Group	DIOT Type of Operation	Tax Line
→ 1/1/2019		01-2019	G/L Account	60100	Rent Expense	January 2019		Purchase	DOMESTIC	RETAIL		
1/1/2019		01-2019	G/L Account	60700	Salaries Expense	January 2019		Purchase				
1/1/2019		01-2019	G/L Account	10100	Checking account	January 2019						
1/1/2019		02-2019	G/L Account	60200	Advertising Expense	January 2019		Purchase				
1/1/2019		02-2019	G/L Account	60700	Salaries Expense	January 2019		Purchase				
1/1/2019		02-2019	G/L Account	10100	Checking account	January 2019						

Journal Check

6	3	2
Lines checked	Lines with issues	Issues Total

Current line

Select a Dimension Value Code for the Dimension Code DEPART

Document No. 01-2019 is out of balance by -1,000

Journal Line Details

Posting Group

Account

Account Name: Rent Expense
 General Posting Setup: DOMESTIC, RETAIL
 Tax Posting Setup

Balance Account

Bal. Account Name: Checking account
 General Posting Setup: Checking account
 Tax Posting Setup

Use the Copy Journal function on Posted General Journals

The screenshot displays the Dynamics 365 Business Central interface. The main window shows the 'Posted General Journals' list with columns for Document No., G/L Register No., Posting Date, Document Type, Account Type, Account No., Description, Currency Code, Gen. Posting Type, Gen. Bus. Posting Group, Gen. Prod. Posting Group, VAT Bus. Posting Group, and VAT Prod. Posting Group. A dialog box titled 'Edit - Copy Gen. Journal Parameters' is open, showing the following settings:

- Target Journal Template: GENERAL
- Target Journal Batch: DEFAULT
- Replace Posting Date: 2/1/2020
- Replace Document No.: REVERSE 01-2019
- Reverse Sign:

The dialog box also includes 'OK' and 'Cancel' buttons. The background shows a list of journal entries, with the entry for Document No. 01-2020, G/L Register No. 845, and Posting Date 1/1/2020 selected.

Document No.	G/L Register No.	Posting Date	Document Type	Account Type	Account No.	Description	Currency Code	Gen. Posting Type	Gen. Bus. Posting Group	Gen. Prod. Posting Group	VAT Bus. Posting Group	VAT Prod. Posting Group
01-2019	845	1/1/2019	G/L Account	60100		January 2019	-	Purchase				
01-2019	845	1/1/2019	G/L Account	60700		January 2019	-	Purchase				
01-2019	845	1/1/2019	G/L Account	10100		January 2019	-					
01-2020	845	1/1/2020	G/L Account	60100		January 2020	-	Purchase				
01-2020	845	1/1/2020	G/L Account	60700			-					
01-2020	845	1/1/2020	G/L Account	10100			-					
02-2019	845	2/1/2019	G/L Account	60100			-					
02-2019	845	2/1/2019	G/L Account	60700			-					
02-2019	845	2/1/2019	G/L Account	10100			-					
02-2020	845	2/1/2020	G/L Account	60100			-					
02-2020	845	2/1/2020	G/L Account	60700			-					
02-2020	845	2/1/2020	G/L Account	10100			-					
03-2019	845	3/1/2019	G/L Account	60100			-					
03-2019	845	3/1/2019	G/L Account	60700			-					
03-2019	845	3/1/2019	G/L Account	10100			-					
03-2020	845	3/1/2020	G/L Account	60100			-					
03-2020	845	3/1/2020	G/L Account	60700			-					
03-2020	845	3/1/2020	G/L Account	10100			-					
04-2019	845	4/1/2019	G/L Account	60100			-					
04-2019	845	4/1/2019	G/L Account	60700		April 2019	-	Purchase				

Control date for reversing entries in Recurring General Journals

Dynamics 365 Business Central

Recurring General Journals | Work Date: 4/6/2020

Batch Name: DEFAULT

Manage Post/Print Line Account More options

Recurring Method	Recurring Frequency	Posting Date	Reverse Date Calculation	Document Type	Document No.	Account Type	Account No.	Description	Gen. Posting Type	Gen. Bus. Posting Group	Gen. Prod. Posting Group	Amount
→ RB Reversin...	1M	4/6/2020	CM-1D		MONTHLY	G/L Account	10500	Prepaid Rent				0.00

Journal Line Details

- Posting Group
- Account
 - Account Name
 - General Posting Setup
 - Tax Posting Setup
- Balance Account
 - Bal. Account Name
 - General Posting Setup
 - Tax Posting Setup

Prepaid Rent

Sales improvements



TRACK PACKAGES FROM MORE TYPES OF
SALES DOCUMENTS



USE WORD DOCUMENT LAYOUTS
TO CUSTOMIZE OUTGOING
CUSTOMER DOCUMENTS

Track packages from more types of sales documents

The screenshot displays the Dynamics 365 Business Central interface. At the top, the navigation bar shows 'Dynamics 365 Business Central' and various menu options like Finance, Cash Management, Sales, Purchasing, Setup & Extensions, and Intelligent Cloud Insights. Below this, the breadcrumb path is 'CRONUS USA, Inc. > Sales > Posted Sales Return Receipts'. The main area shows a table of 'Posted Sales Return Receipts' with columns for No., Sell-to Customer No., Sell-to Customer Name, Currency Code, Location Code, and No. Printed. A single record is visible: S-RCPT107001, 10000, Adatum Corporation, with 1 printed. To the right of the table is a 'Notes' section, which is currently empty.

An 'Update' dialog box is open in the foreground, titled 'Posted Return Receipt - Update - S-RCPT107001 · Adatum Corporation'. The dialog is organized into three sections: 'General', 'Invoicing', and 'Shipping'.
- **General:** No. (S-RCPT107001), Posting Date (4/6/2020), Customer (Adatum Corporation).
- **Invoicing:** State (GA), Country/Region Code (US).
- **Shipping:** Agent (DHL), Package Tracking No. (1234567890).
At the bottom right of the dialog are 'OK' and 'Cancel' buttons.

Use Word document layouts to customize outgoing customer documents

The screenshot displays the Dynamics 365 Business Central interface. The top navigation bar shows 'Dynamics 365 Business Central' and various utility icons. The main content area is titled 'Custom Report Layouts - 1308 Sales - Shipment | Work Date: 4/6/2020'. Below the title, there is a search bar containing '1308|1309' and a toolbar with buttons for 'New', 'Edit List', 'Delete', and 'Process'. A table lists the report layouts:

Report ID ↑	Report Name	Description	Company Name ↑	Built-In	Type ↑
→ 1308	Sales - Shipment	US Sales Shipment - Blue - Sim...		<input checked="" type="checkbox"/>	Word
1309	Return Receipt	US Sales Return Receipt - Blue ...		<input checked="" type="checkbox"/>	Word

The left sidebar shows the company name 'CRONUS USA, Inc.' and navigation options like 'Customers', 'Vendors', 'Items', and 'Bank Accounts'. A card titled 'Insight from last week' displays 'The best-selling item SYDNEY Swivel Chair with 8 units sold'. The right sidebar is partially visible, showing 'Setup' and 'Reports'.

Inventory and Jobs improvements



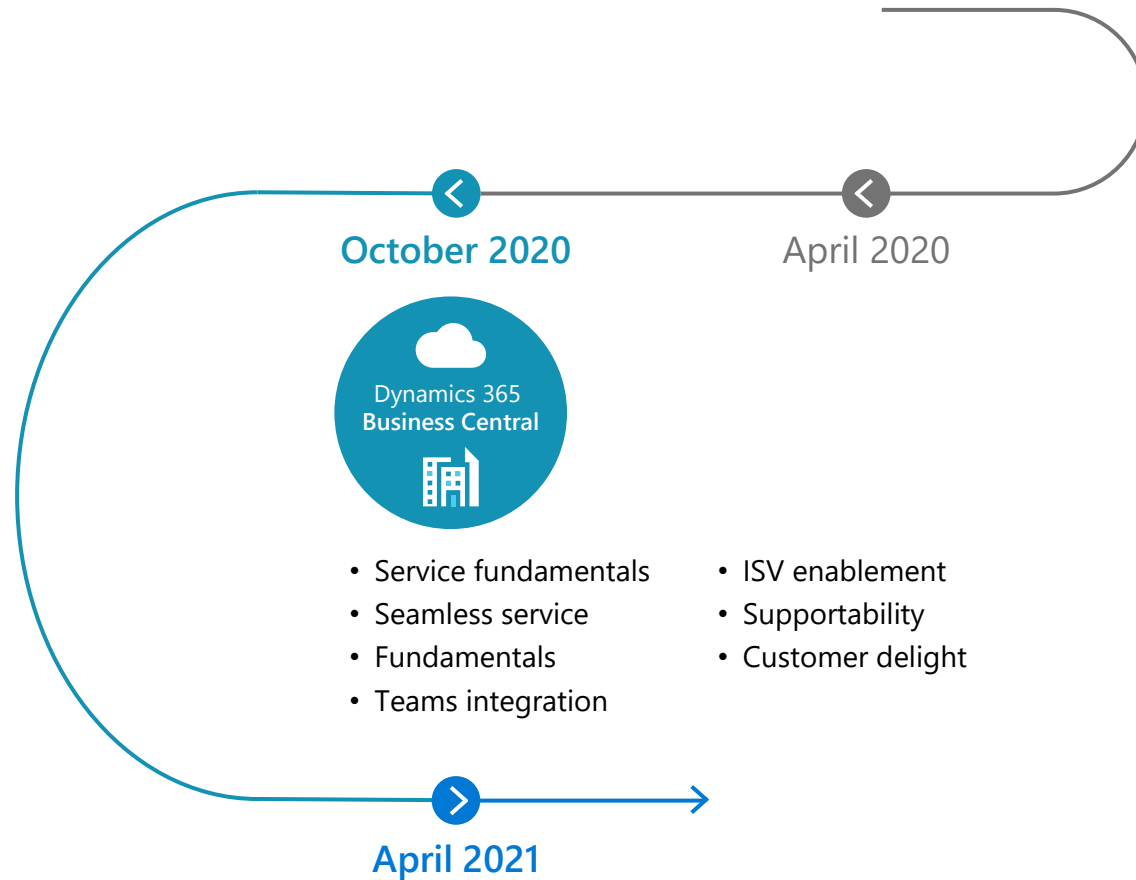
Write longer item references



Default unit cost for non-inventory items

Business Central Roadmap

Business Central roadmap



2021 release wave 1 investment areas

Seamless service operation

- Performance
- Resource governance

Continued fundamentals investments

- Security
- Privacy
- Compliance

CDS integration/virtual entities

Developer tools

- Performance
- Symbolic harvesting

Teams integration

Administration

Application enhancements

Geographic expansion

Onboarding

- Getting started checklist
- Company creation wizard
- Callouts and tooltips for ISVs



Questions

Thank You