

Hva er hva?

Microsoft 365 og Power Platform



Ulrikke Akerbæk

LinkedIn [/ulrikke](#)

Twitter [@ulrikkeakerbk](#)

Email ua@skill.no

Blog ulrikke.akerbak.com

Velkommen



Brage Tukkensæter

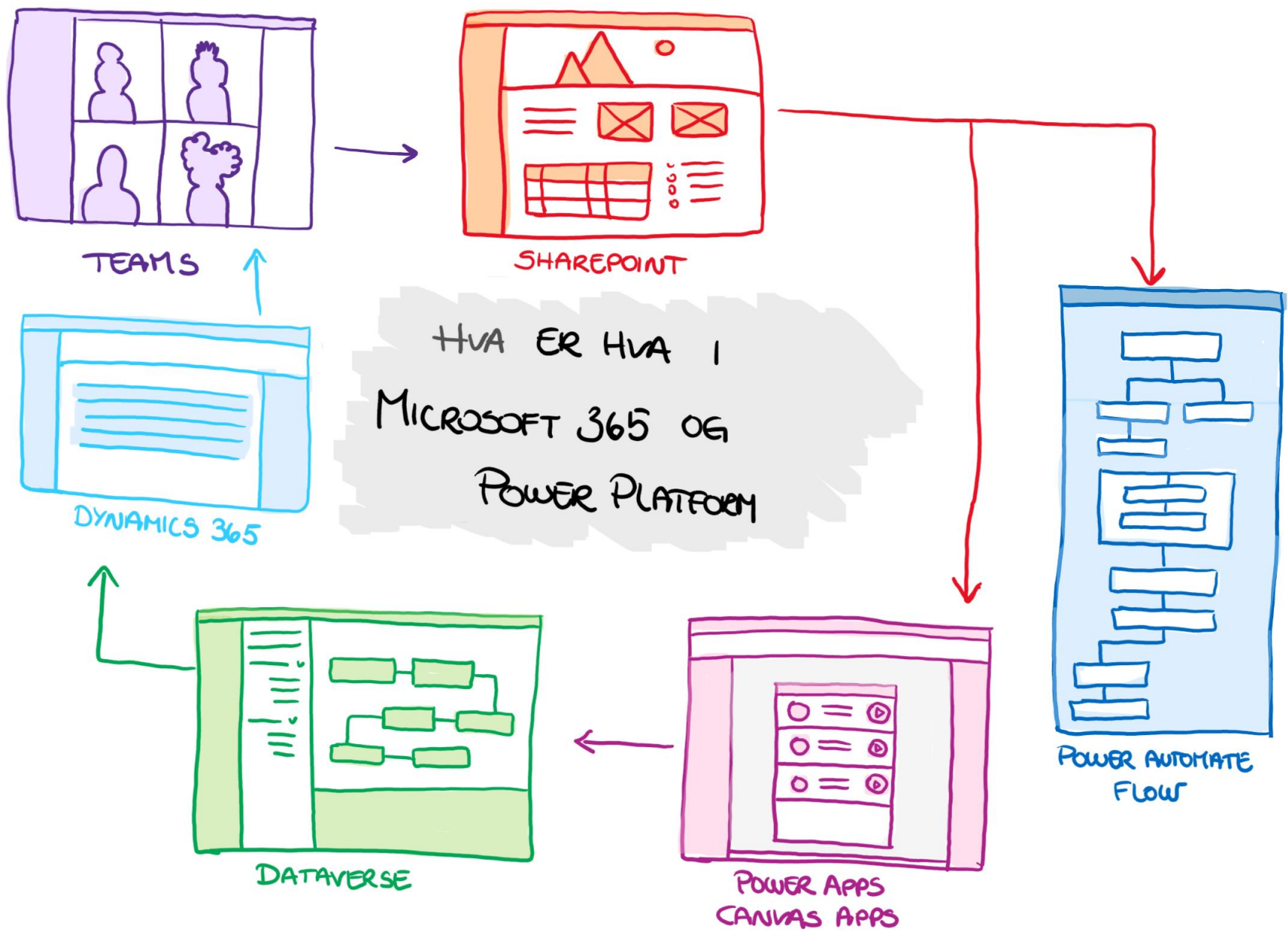
LinkedIn [/brageronning](#)

Twitter [@brager](#)

Email brt@skill.no

Blog bragetech.wordpress.com





Microsoft 365

		Microsoft 365								Office 365								EM+S		Windows 10		
		F1	F3	Business Premium	A1*	E3	E3 + (E5 Sec)	E3 + (E5 Comp)	E5	M365 Business			Enterprise					E3	E5	Pro	E3	E5
										Apps	Basic	Standard	Apps	F1	E1	E3	E5					
Price	Retail	\$2.25	\$8.00	\$20.00	N/A	\$32.00	\$44.00	\$42.00	\$57.00	\$8.30	\$5.00	\$12.50	\$12.00	\$4.00	\$8.00	\$20.00	\$35.00	\$8.80	\$14.80	N/A	\$7.00	\$11.00
	Nonprofit	?	\$2.00	\$5.00	N/A	\$8.00	\$14.00	\$12.20	\$23.00	N/A	\$0.00	\$3.00	\$3.00	N/A	\$0.00	\$5.00	\$15.20	\$2.50	\$6.00	N/A	\$1.80	\$3.10
	EDU Faculty	N/A	N/A	N/A	\$30.00	\$5.75	\$9.75	\$9.00	\$10.75	N/A	N/A	N/A	\$2.30	N/A	\$0.00	\$3.30	\$8.00	\$1.90	\$3.30	N/A	\$2.20	\$6.30
	EDU Student	N/A	N/A	N/A	\$30.00	\$4.25	\$7.75	\$7.00	\$8.00	N/A	N/A	N/A	\$1.80	N/A	\$0.00	\$2.50	\$6.00	\$1.90	\$3.30	N/A	\$1.60	\$5.70
	Government	N/A	N/A	N/A	N/A	\$32.00	\$44.00	\$42.00	N/A	Retail	Retail	Retail	\$12.00	\$4.00	\$8.00	\$20.00	\$35.00	\$8.80	\$14.80	N/A	Retail	Retail
Standard Services	Max Users	Any	Any	300	Any	Any	Any	Any	Any	300	300	300	Any	Any	Any	Any	Any	Any	Any	Any	Any	Any
	Install Office on 5 Computers	-	-	X	-	X	X	X	X	X	-	X	X	-	-	X	X	-	-	-	-	-
	Office Online	RO	X	X	-	X	X	X	X	X	X	X	X	X	X	X	X	-	-	-	-	-
	OneDrive	-	2 GB	1 TB	-	25+ TB	25+ TB	25+ TB	25+ TB	1 TB	1 TB	1 TB	1 TB	2 GB	1 TB	5+ TB	25+ TB	-	-	-	-	-
	Stream	RO	X	-	-	P1	P1	P1	P2	-	-	-	-	-	P1	P1	P2	-	-	-	-	-
	Exchange Online	-	EOK1	P1	-	P2	P2	P2	P2	-	X	P1	-	EOK1	P1	P2	P2	-	-	-	-	-
	Exchange Online Mailbox Size	-	2 GB	50 GB	-	100 GB	100 GB	100 GB	100 GB	-	50 GB	50 GB	-	2 GB	50 GB	100 GB	100 GB	-	-	-	-	-
	Exchange Online Archive Size	-	Add-on	Unlmted	-	Unlmted	Unlmted	Unlmted	Unlmted	-	50 GB	50 GB	-	Add-on	50 GB	Unlmted	Unlmted	-	-	-	-	-
	SharePoint Online	X**	SOK1	P1	-	P2	P2	P2	P2	-	X	P1	-	SOK1	P1	P2	P2	-	-	-	-	-
	SharePoint Online DLP	-	-	-	-	X	X	X	X	-	-	-	-	-	-	X	X	-	-	-	-	-
	SharePoint Online eDiscovery	-	-	-	-	X	X	X	X	-	-	-	-	X	X	X	X	-	-	-	-	-
	SharePoint Online Insights	-	-	-	-	X	X	X	X	-	-	-	-	-	-	X	X	-	-	-	-	-
Teams	X	X	X	-	X	X	X	X	-	X	X	-	X	X	X	X	-	-	-	-	-	
	Azure Active Directory Premium P1	X	X	X	-	X	X	X	X	-	-	-	-	-	-	-	-	X	X	-	-	-

Med Microsoft 365 kan du forvandle virksomheten din

Koble til og styrk alle ansatte, fra kontoransatte til frontlinjearbeidere, med en Microsoft 365-løsning som øker produktivitet og driver innovasjon.

Se alternativer for:



[Offentlige organisasjoner](#)

[Office 365 for Enterprise](#)

 [Kontakt oss](#)

 [8003 1190](#)

Tilgjengelig ma.–fr. 09:00 til 17:00.

 Delvis inkludert  Inkludert

[+ Vis alle](#)

Microsoft 365 E3

Få førsteklasses produktivitetssapper kombinert med kjernesikkerhet og samsvarsegenskaper for virksomheten.

kr 325,90 bruker/måned

(årsabonnement)

Prisen inkluderer ikke MVA.

[Kontakt salgsavdelingen](#)

[Finn ut mer >](#)

Microsoft 365 E5

Få førsteklasses produktivitetssapper og avansert sikkerhet, forskriftssamsvar, tale og analytiske egenskaper for virksomheten.

kr 560,30 bruker/måned

(årsabonnement)

Prisen inkluderer ikke MVA.

[Kontakt salgsavdelingen](#)

[Finn ut mer >](#)

Microsoft 365 F3

Tidligere kalt Microsoft 365 F1 Styrk frontlinjearbeiderne dine med produktivitetssapper og skytjenester som gjør det mulig for dem å yte sitt beste.

kr 70,50 bruker/måned

(årsabonnement)

Prisen inkluderer ikke MVA.

[Kontakt salgsavdelingen](#)

[Finn ut mer >](#)

[Se alle frontlinjefunksjoner >](#)



SharePoint

The screenshot shows the Microsoft Office SharePoint Server 2007 home page. The browser window is titled "Home - Windows Internet Explorer" and the address bar shows "http://crmserver/Pages/Default.aspx". The page features a navigation bar with "Home", "Document Center", "News", "Reports", "Search", and "Sites". A left sidebar contains links for "View All Site Content", "Document Center", "News" (with sub-links for "Sample News Article" and "News Archive"), "Reports", "Search", "Sites", and "Recycle Bin". The main content area is titled "Home" and includes a "Welcome to Microsoft® Office SharePoint® Server 2007" section with a photo of two people and a list of tasks under "Site and Content Management" and "Business Solutions". A "News" section at the bottom lists "Sample Link 1", "Sample Link 2", and "Sample Link 3". On the right, there are sections for "I need to...", "Employee Lookup", and "Top Sites". The status bar at the bottom indicates "Local intranet" and "100%" zoom.

Home - Windows Internet Explorer
http://crmserver/Pages/Default.aspx

Home | My Site | My Links |

Home Document Center News Reports Search Sites

View All Site Content
Document Center
News
▪ Sample News Article
▪ News Archive
Reports
Search
Sites
Recycle Bin

Home

All Sites Advanced Search Site Actions

Welcome to Microsoft® Office SharePoint® Server 2007

Get started with the new version of Microsoft Office SharePoint Server 2007:

Site and Content Management

- Create new pages, sites , and lists
- Add users to "Members" group to edit pages
- Create a personal site by clicking "My Site"
- Search over sites, documents, and people

Business Solutions(requires Enterprise License)

- Create key performance indicators and reports
- View an Excel workbook through the Excel Web Access Web Part
- Deploy an InfoPath form to a Document Library

I need to...
Choose task

Employee Lookup

Top Sites

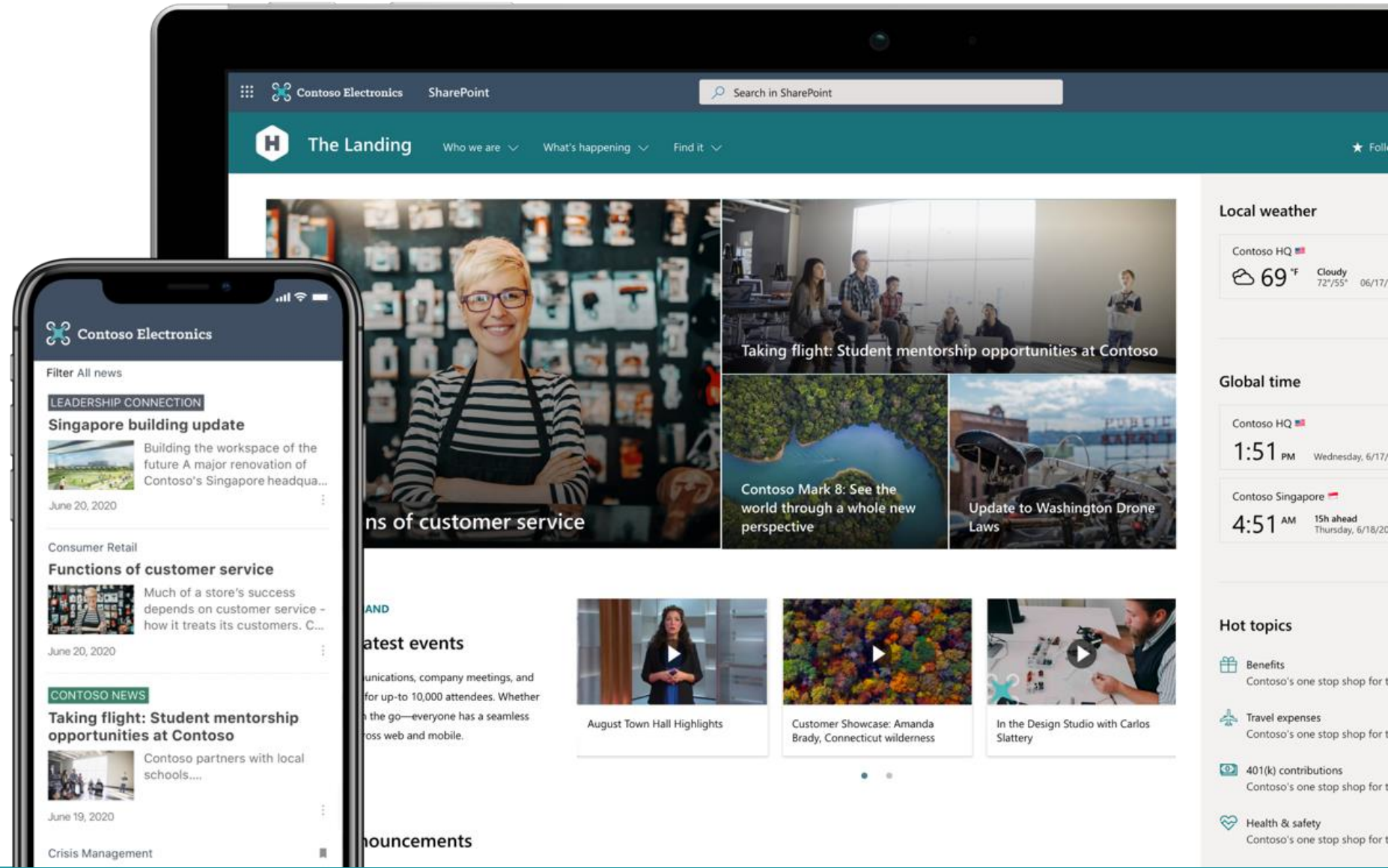
News

- Sample Link 1
- Sample Link 2
- Sample Link 3

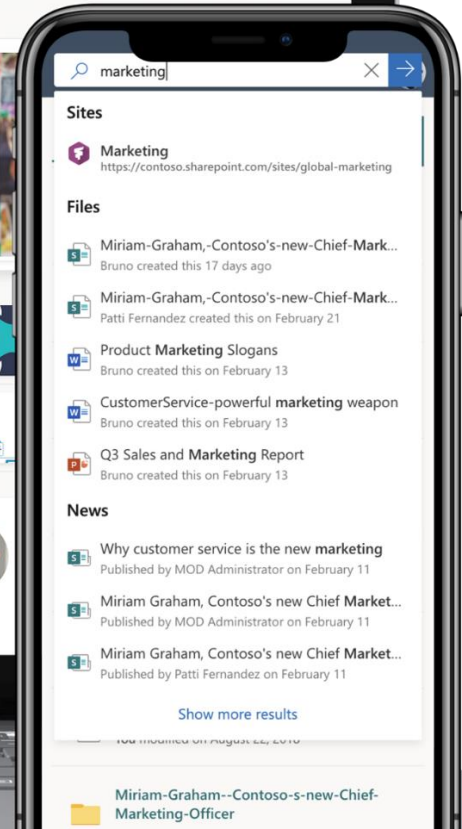
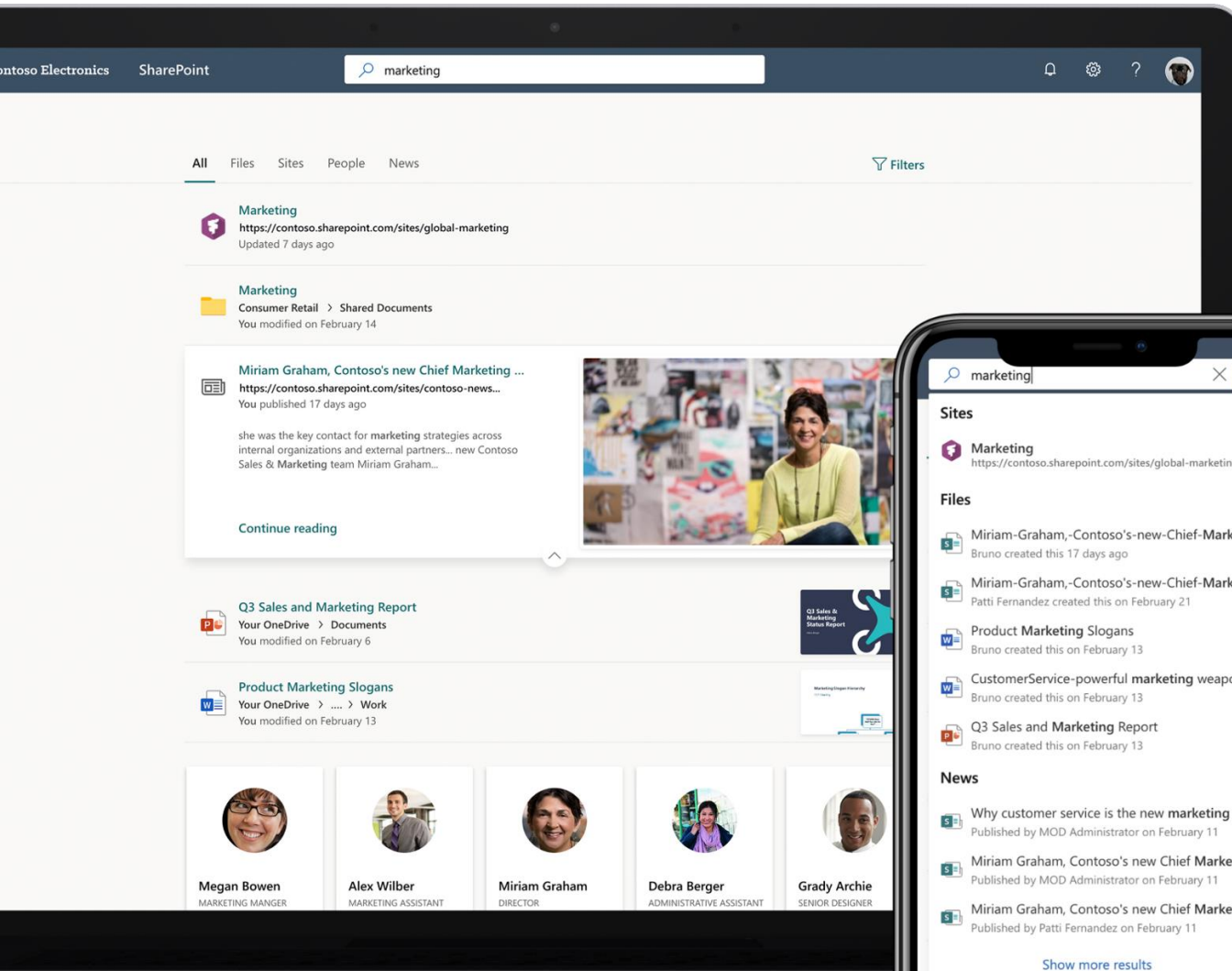
Local intranet 100%

SharePoint – communication site

SKILL

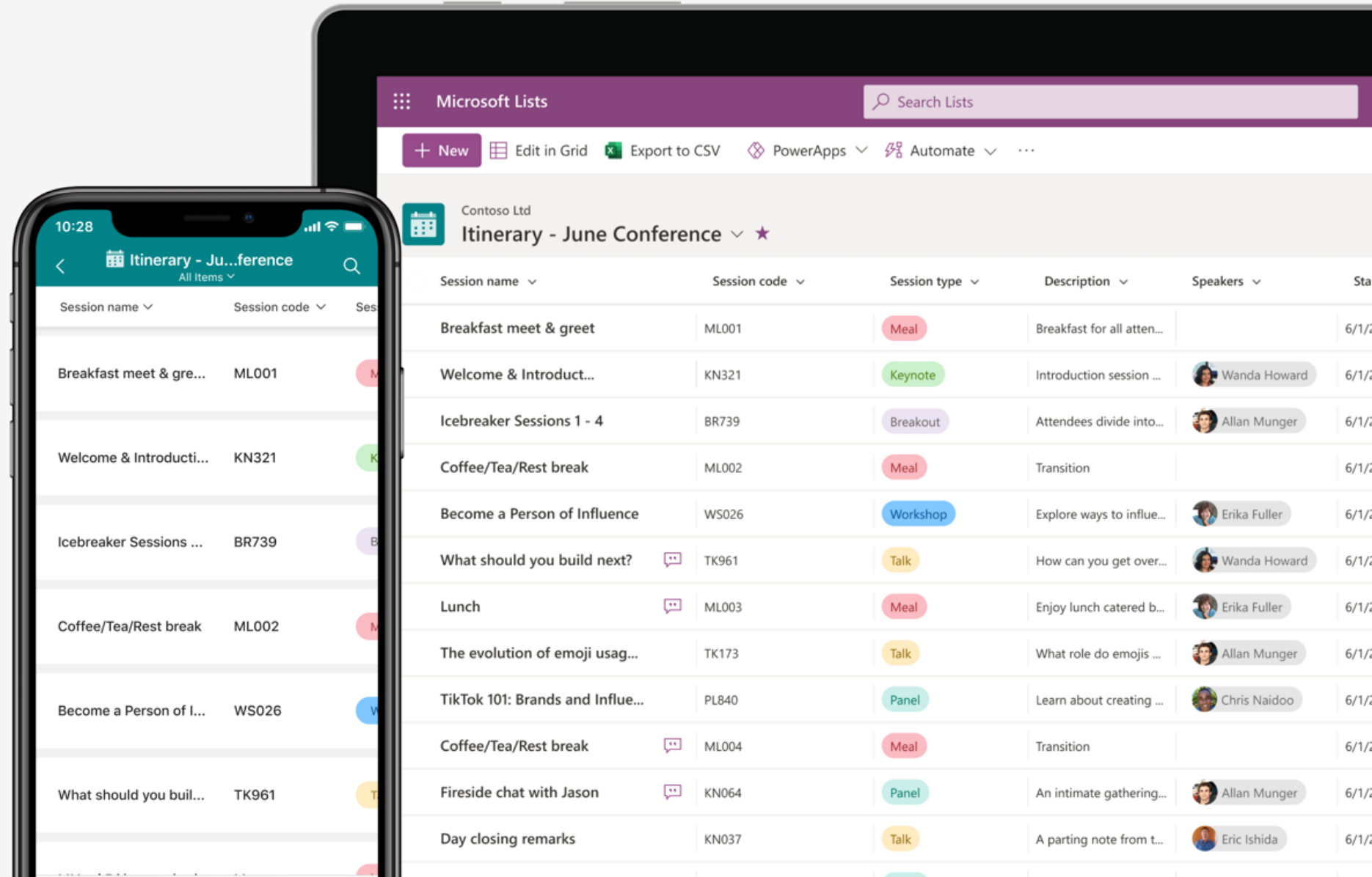


SharePoint søk, filer og dokumenter



Microsoft List

SKILL




Teams

The screenshot displays the Microsoft Teams interface. On the left is a navigation pane with icons for Activity, Chat, Teams, Calendar, Calls, Files, and a 'Join or create a team' button at the bottom. The main area shows a team named 'Thunder Thursday' with a 'General' channel selected. At the top of the channel view, there are tabs for 'General', 'Posts', 'Files', 'Wiki', and 'Active Reisebestillings'. Below these tabs is a toolbar with options: '+ New', 'Upload', 'Sync', 'Copy link', 'Download', 'Add cloud storage', and 'Open in SharePoint' (highlighted with an orange box). To the right of the toolbar is a 'Meet' button. Below the toolbar is a 'Documents > General' section containing a table of files.

Name	Modified	Modified By
365Saturday-Template.pptx	A few seconds ago	System Administrat...
Document.docx	6 days ago	System Administrat...
FlooringEstimates.xlsx	A few seconds ago	System Administrat...
MarketingAnalyzers - Email Marketing.pbix	A few seconds ago	System Administrat...
MarketingAnalyzers - Marketing Automatio...	A few seconds ago	System Administrat...
Power apps konk landingsside.pdf	A few seconds ago	System Administrat...
Rollup-Designmal-Template-Markedsmater...	A few seconds ago	System Administrat...

DEMO

SKILL



Microsoft Power Platform

One low-code platform that spans Office 365, Dynamics 365, Azure and standalone applications



Power BI

Business analytics



Power Apps

Application development



Power Automate

Workflow automation



Power Virtual Agents

Intelligent virtual agents



**Data
connectors**



AI Builder



Dataverse

Hvor startet det?

The screenshot shows the Microsoft Dynamics CRM Overview dashboard in a Windows Internet Explorer browser. The browser address bar shows the URL <https://sonomapartners5.crm.dynamics.com/main.aspx>. The user is logged in as Mike Snyder, Sonoma Partners, with a 'Sign Out' link. The dashboard includes a 'File' menu with options like 'Save As', 'New', 'Edit', 'Delete', 'Set As Default', 'Share Dashboard', 'Assign', 'Refresh All', and 'Advanced Find'. A yellow banner at the top indicates a trial subscription with 30 days remaining. The main content area features a 'Welcome to Microsoft Dynamics CRM Online' message with a '1. Explore' section containing links for 'About this Get Started Pane', 'More Access to CRM', and 'About Dashboards'. Below this is the 'Dashboard: Microsoft Dynamics CRM Overview' which contains three charts: 'Sales Pipeline' (Open Opportunities: \$175,000.00), 'Leads by Source...' (All leads in current fiscal year), and 'Cases By Priority (Per...)' (My Active Cases). The 'Leads by Source...' chart is a horizontal bar chart showing the following data:

Source Campaign	Count
New cus...	3
Event c...	1
Direct ...	5
Ad camp...	1

The 'Cases By Priority (Per...)' chart is a vertical bar chart showing the count of cases per day from 1/11/2011 to 1/17/2011. The y-axis is labeled 'Count/All' and ranges from 0 to 10. The x-axis is labeled 'Day (Created On)'. The data points are approximately: 1/11/2011 (1), 1/12/2011 (2), 1/13/2011 (2), 1/14/2011 (2), 1/15/2011 (3), 1/16/2011 (4), and 1/17/2011 (5). The browser status bar at the bottom shows 'Internet | Protected Mode: Off' and a zoom level of 100%.

Introduksjon – Hva er Power Platform

SKILL

Power BI

Ta informerte, trygge forretningsbeslutninger ved å la alle få tilgang til datadrevet innsikt.

Lær mer >

Power Apps

Gjør idéer om til organisasjonsløsninger ved å la alle bygge tilpassede apper som løser forretningsutfordringer.

Lær mer >

Power Automate

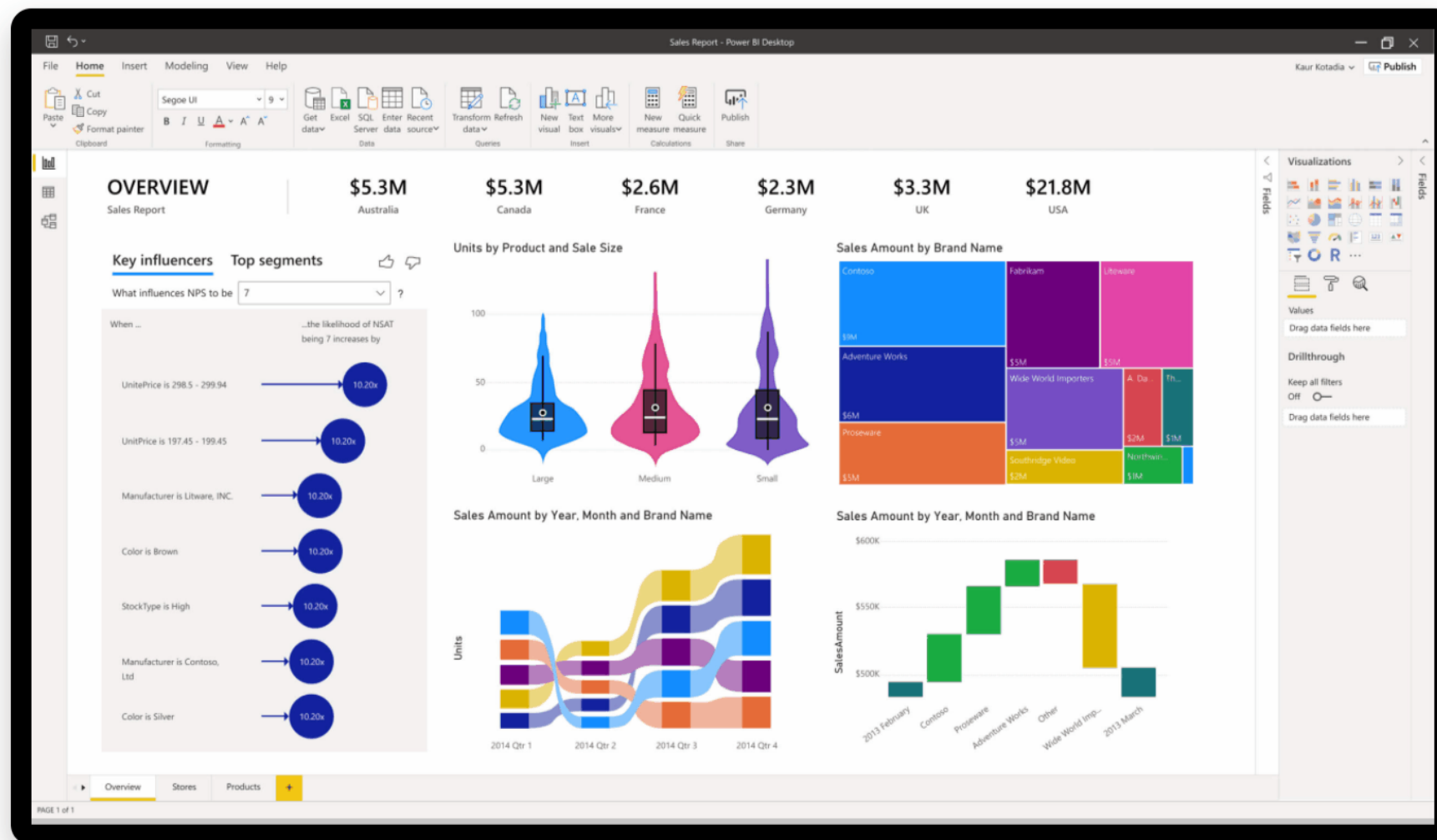
Øk produktiviteten for å få mer gjort ved å gi alle muligheten til å automatisere organisasjonens prosesser.

Lær mer >

Power Virtual Agents

Du kan enkelt bygge chatboter for å kommunisere med kunder og ansatte – ingen koding kreves.

Lær mer >





Power BI
Business analytics



Power Apps
Application development



Power Automate
Workflow automation



Power Virtual Agents
Intelligent virtual agents



**Data
connectors**



AI Builder



Dataverse

Canvas Apps

Utgangspunktet til å skape apper med et skreddersydd grensesnitt og fleksibiliteten Power Platform gir når en kan koble kilder på tvers i grensesnittet

Model Driven Apps

Apper som baserer seg på gitt datamodell. Med Dataverse skaper det grunnlaget for forretningsapplikasjoner som gir systemstøtte for enhver arbeidsprosess

Power Apps Portal

Eksternt nettsted som tillater brukere utenfor organisasjonen å logge på med en rekke ulike identiteter, opprette og vise data i Dataverse eller bla gjennom innhold anonymt.



Power BI
Business analytics



Power Apps
Application development



Power Automate
Workflow automation



Power Virtual Agents
Intelligent virtual agents



Data connectors

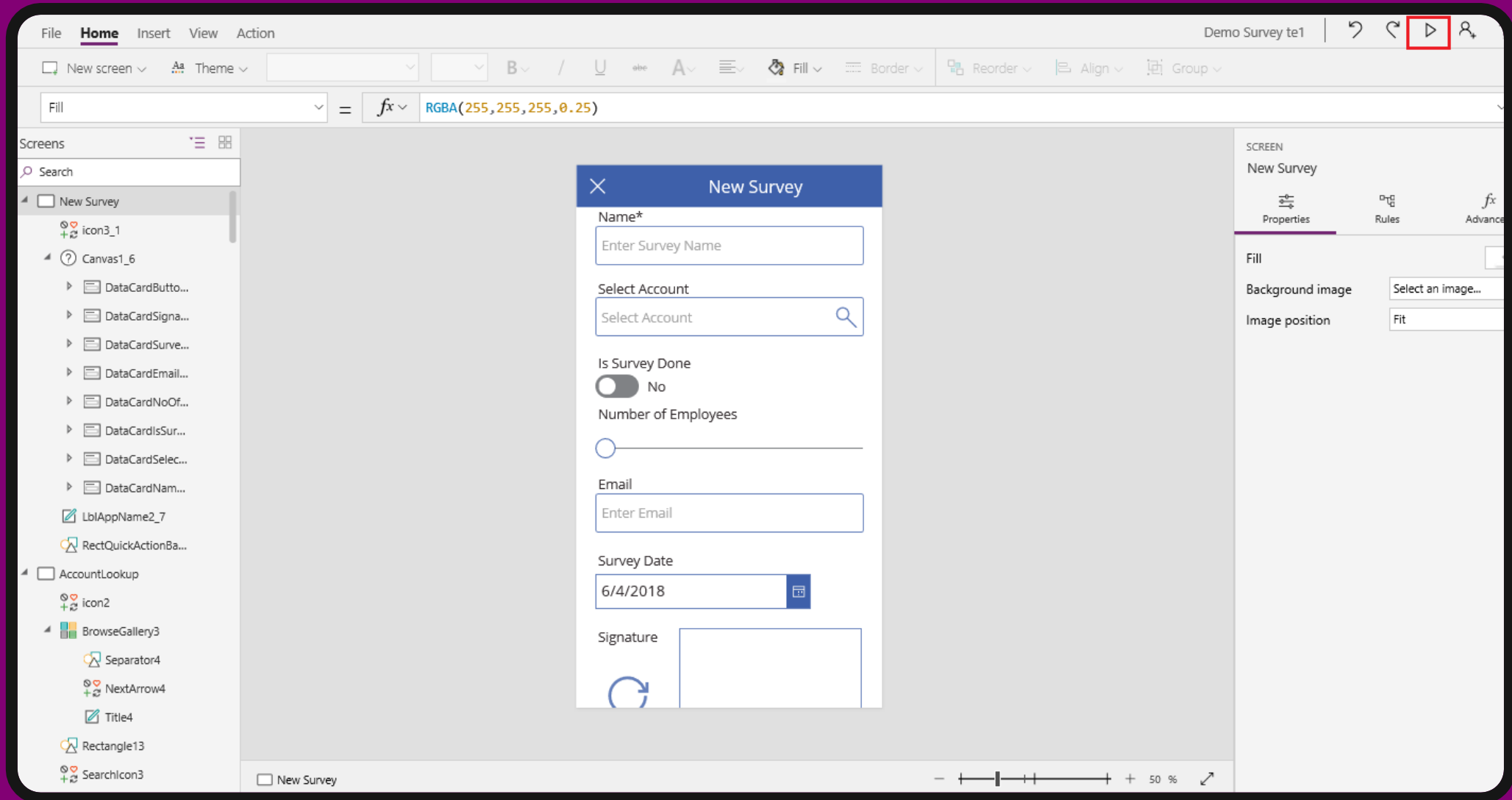


AI Builder

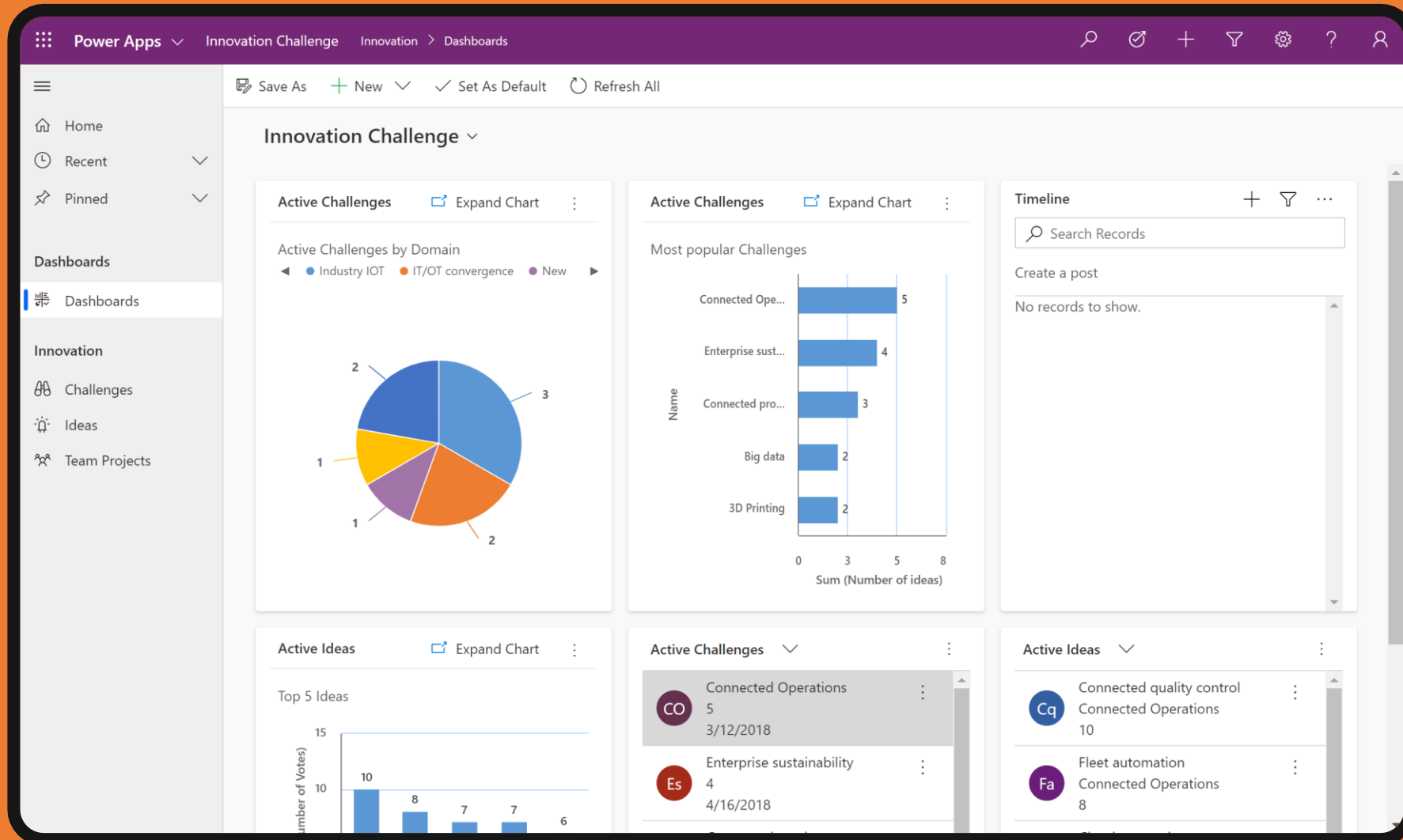


Dataverse

Power Apps – Canvas Apps



Model Driven Apps



Power Apps Portals

SKILL

The screenshot displays the Power Apps Portal editor interface. On the left, a 'Components' pane lists various elements for building the portal, including 'Section layout' (One column, Two column, Three column sections) and 'Portal components' (Text, Image, Breadcrumbs, Form, List, Search bar). The 'Text' component is currently selected. The main area shows a live preview of a website for 'Costa Rica Properties'. The website features a dark navigation bar with links for 'Blogs', 'Forums', 'Ideas', 'Knowledge Base', 'Support', and 'Sign In'. Below the navigation is a hero image of three people in a modern building, with the text 'Welcome to your Community' and an 'Explore' button. The main content area is divided into two columns: 'Most Popular Articles' and 'Popular Topics'. The 'Most Popular Articles' section lists three articles: 'Best places to live in Costa Rica', 'Where to find affordable art for your home decor?', and 'Guide to long term rentals on luxury homes and condos'. The 'Popular Topics' section lists three topics: 'Beachfront real estate', 'Purchasing your own property vs. renting', and 'Living in Costa Rica'. On the right side of the editor, a 'Webpage' settings pane is visible, showing the name 'Home' and the template 'Landing page'. The top right corner of the editor shows the environment 'Contosoworks' and a user profile icon. At the bottom right, there is a 'Code editor' button.

Power Automate

The screenshot displays the Microsoft Power Automate interface for a flow titled "Notify me when a record gets updated". The flow is composed of the following steps:

- When a record is created** (Trigger)
- Run a UI flow for desktop** (Action):
 - UI flow: Automating data sync in Microsoft Access
 - Account name: [Dynamic Value]
 - Level: [Dynamic Value]
- Condition** (Logic):
 - If yes** (Green background):
 - Send me an email notification** (Action):
 - Subject: Employee status
 - Body: Employee has [Balance days] balance days left and has completed [Training completion] trainings.
 - If no** (Red background):
 - Post message** (Action):
 - Channel name: [Dynamic Value]

A dynamic value picker is open, showing a search bar and a list of available fields: Account name, Level, City, and Country/Region.

Power Automate

- Automatisering av forretningsprosesser
- Sende påminnelser
- Flytte forretningsdata
- 300 datakilder – tilgjengelig API
- Automated Flows
- Instant Flows
- Scheduled Flows
- Business Process Flows
- UI Flows

DEMO

SKILL



Dataverse vs. Dataverse for Teams vs. Microsoft Lists

SKILL



Dataverse

- Full funksjonalitet
- Avanserte relasjoner
- Tidl. «CRM-databasen»
- Kan bli kostbart mtp lisensiering
- En datamodell for hele firmaet



Dataverse for Teams

- Forenklet versjon av Dataverse
- Bygger på Dataverse-databasen men begrenset funksjonalitet
- Sterkt knyttet til Teams mtp på sikkerhet og grensesnitt
- Mulig for mange brukere å opprette
- Må bygge brukergrensesnitt selv i Power Apps



Microsoft Lists

- Tidl SharePoint-lister
- Enkle lister
- Ikke så god relasjonsbase
- Støtter veldig enkle prosesser / registre



Dawid Ziolkowski MVP #PowerAddict

@365CornerDavid



[#PowerAddicts](#) where you are keeping your data in [#PowerApps](#) and [#PowerAutomate](#) solutions?

🤔 Thinking about this for a while, maybe you can help :D

SharePoint

52.8%

Dataverse for Teams

0.9%

Dataverse

37.7%

Other (SQL, Cosmos DB)

8.5%

106 votes · Final results

10:13 PM · Oct 6, 2021



7



5



Share this Tweet

[Tweet your reply](#)

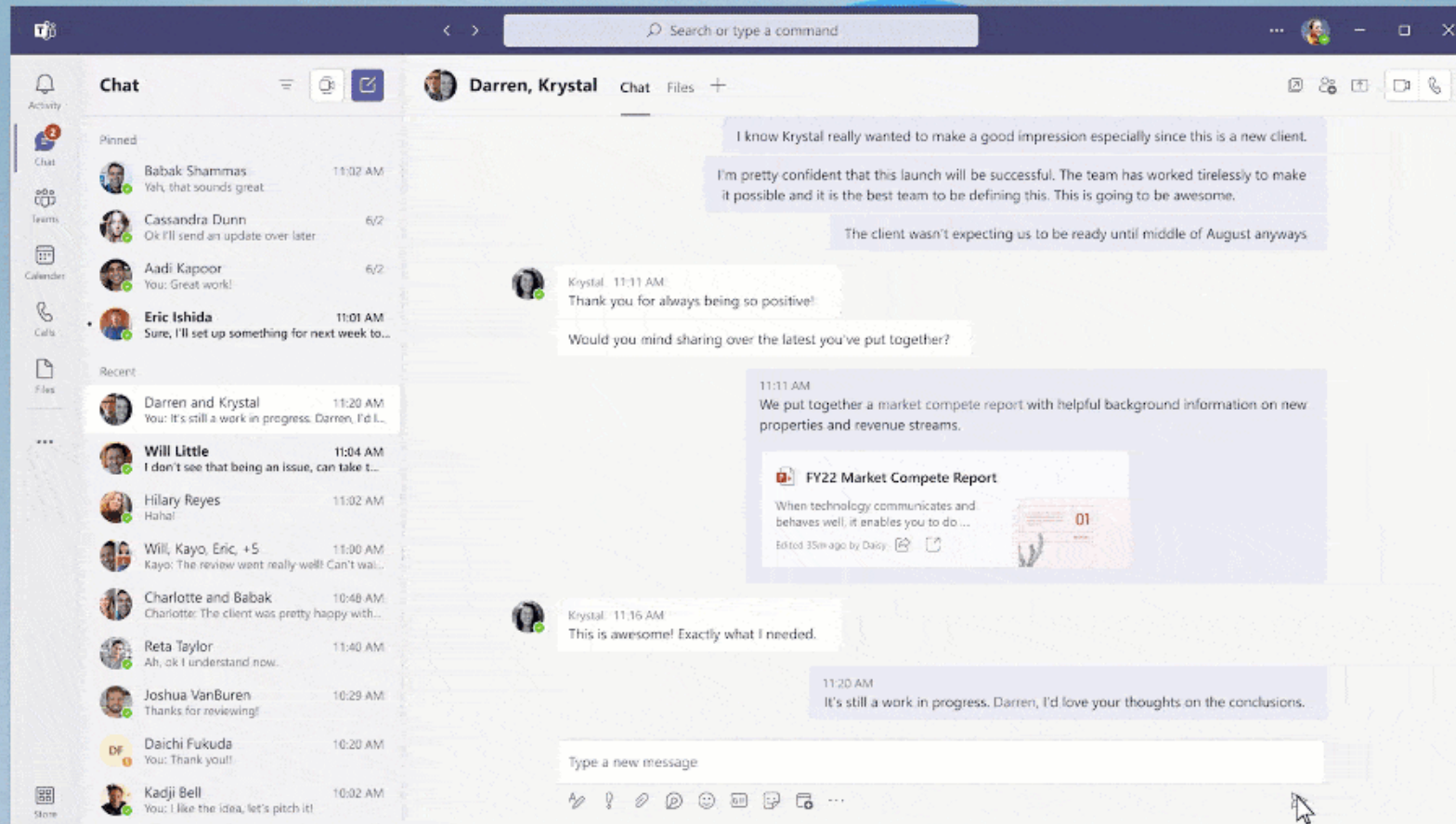
Hvor mye koster dette?

Power Apps pricing

Review standard plans, costs, and availability to start running business apps.

Subscription plans		Pay-as-you-go plan
Best for businesses that want predictable user-based licensing – with the flexibility to license users to run one app at a time or run unlimited apps.		Best for businesses that want the agility to pay only when a user runs an app during a monthly period.
Per app plan	Per user plan	Per app plan
\$5 per user/app/month	\$20 per user/month	\$10 per active user/app/month ¹
Run one app or portal per user, stacking licenses for access to each additional as their needs change. <ul style="list-style-type: none">Requires access to the Microsoft 365 admin center with global administrator or billing administrator roles.	Run unlimited apps and portals per user for one flat monthly rate. <ul style="list-style-type: none">Available to buy now with a credit card.	Use an Azure subscription to pay per user based on the number of unique apps or portals a user runs each month. <ul style="list-style-type: none">Requires an Azure subscription.

Microsoft Loop



FEBRUARY 10-13TH

COWABUNGA!

ACDC 2022

ARCTIC CLOUD DEVELOPER CHALLENGE



@ArcticCloudDev

Arctic Cloud Developer Challenge





Ulrikke Akerbæk

LinkedIn [/ulrikke](#)

Twitter [@ulrikkeakerbk](#)

Email ua@skill.no

Blog ulrikke.akerbak.com

Takk for oss



Brage Tukkensæter

LinkedIn [/brageronning](#)

Twitter [@brager](#)

Email brt@skill.no

Blog bragetech.wordpress.com

