



## Lær å lage en app for påmelding

2. september 2021 av Lars Ovlien

## Aktiviteter

**NOV** **DynUG-konferansen 2021**  
**09** 9. november - 10. november

[Vis mer...](#)

[Les mer om vårens seminarer](#)

[Valgte profesjonell rådgivings- og prosjektlederhjelp](#)

[D365 Marketing og Customer Insights](#)

[Hvordan lykkes med Project Operations](#)

[Effektiv budsjettering med Power BI](#)

[Lær å lage en app for påmelding](#)

[Nyhetsbrev](#)

# Ulrikke Akerbæk

Solution Architect  
Business Applications - Skill AS

Microsoft Business Applications MVP

- SharePoint
- Dynamics
- Power Platform
- User Experience and Communication

LinkedIn [/ulrikke](#)

Twitter [@ulrikkeakerbk](#)

Email [ulrikke@akerbak.com](mailto:ulrikke@akerbak.com)

Blog [ulrikke.akerbak.com](http://ulrikke.akerbak.com)



**FEBRUARY 10-13TH**

**COWABUNGA!**

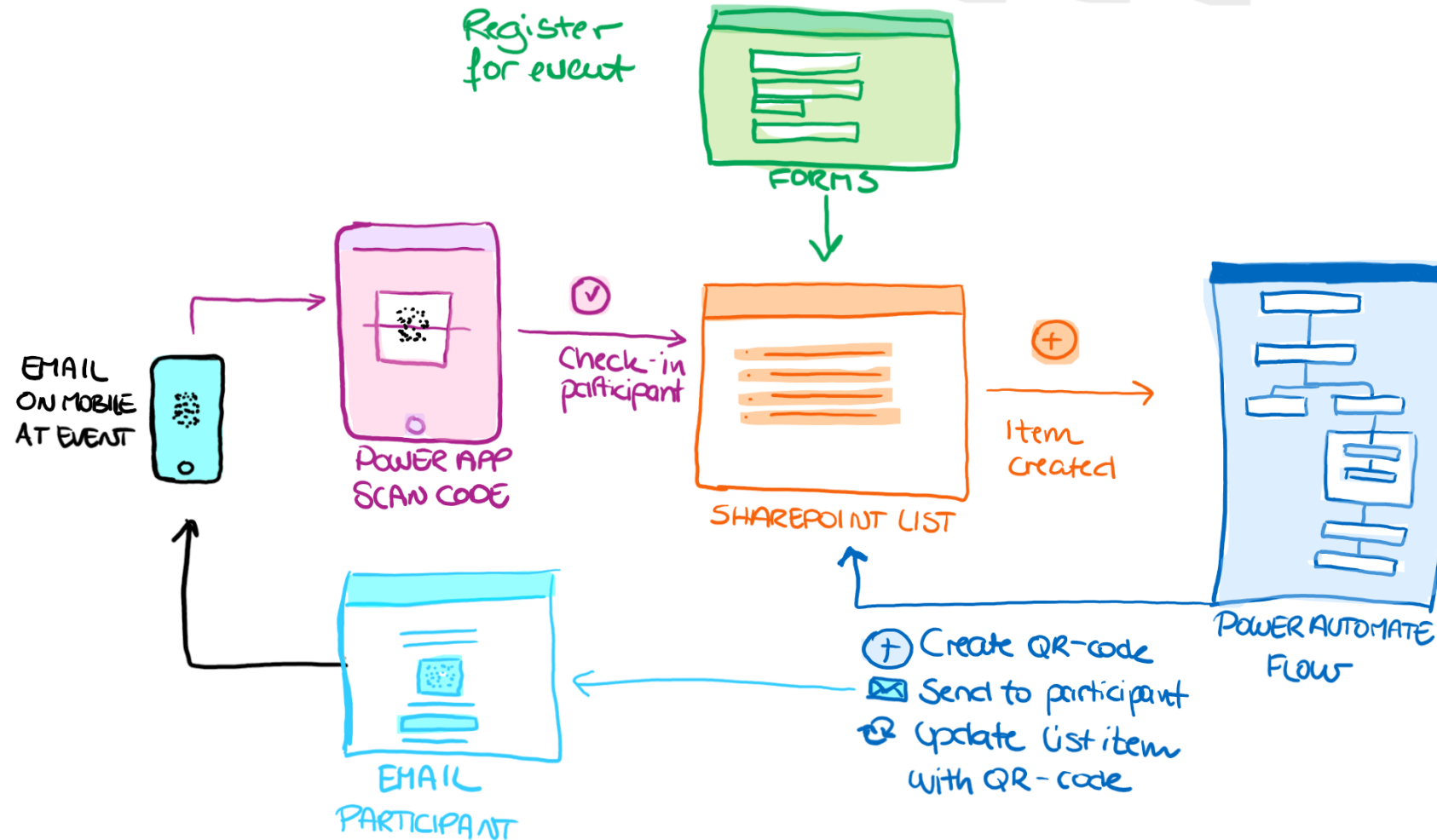
**ACDC 2022**

ARCTIC CLOUD DEVELOPER CHALLENGE

**REGISTER TODAY**

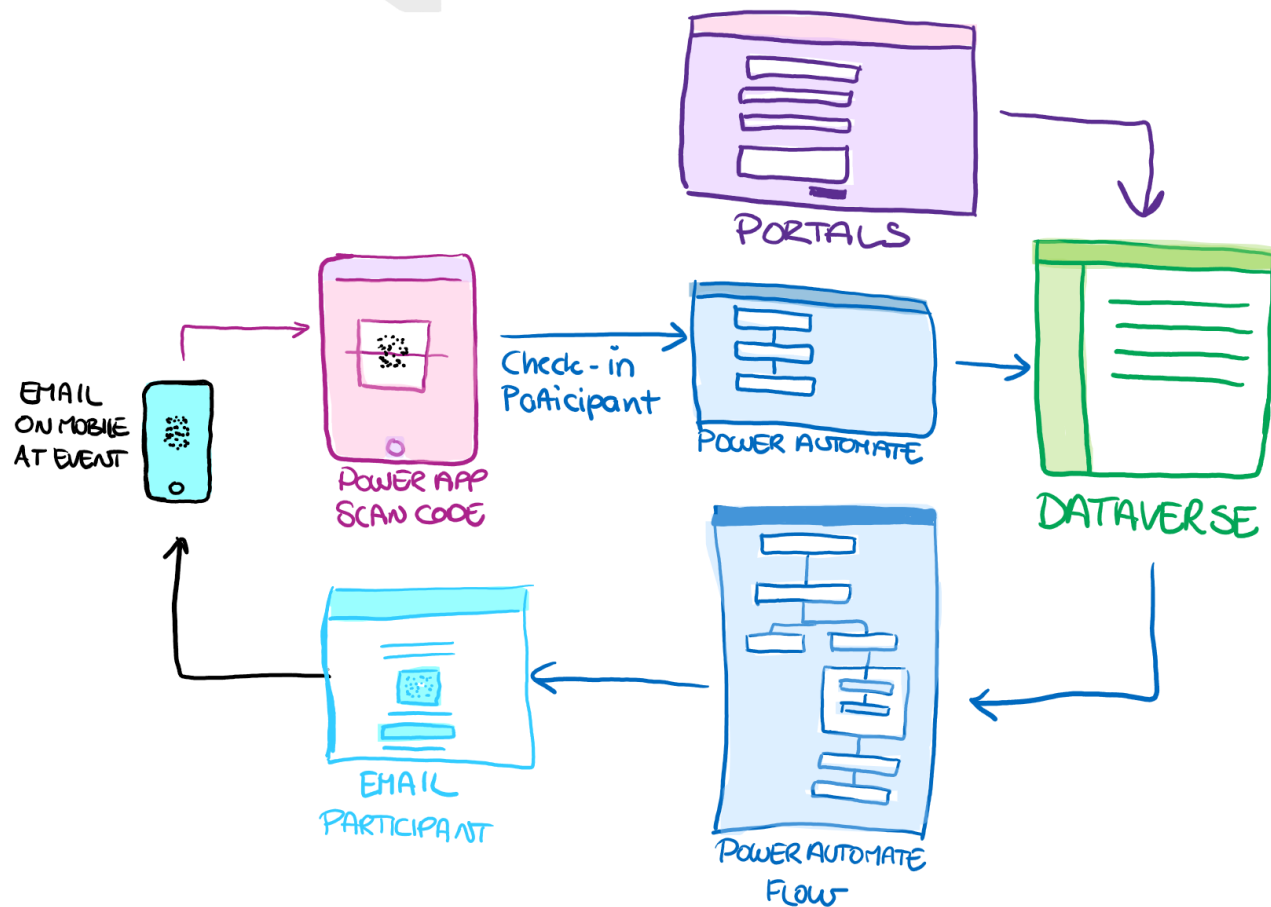
# ATTENDEE QR-CODE CHECK-IN WITH

SHAREPOINT + POWER APPS + POWER AUTOMATE



# ATTENDEE QR-CODE CHECK-IN WITH

DATAVERSE + POWER APPS + POWER AUTOMATE





# ← Group Forms



ACDC2022  
Public group

+11 members

+ New Group Form

All forms Deleted forms

Type to filter list



Arctic Cloud Developer Challenge 2022 Team

10 responses



Arctic Cloud Developer Challenge 2022 - Contact form

1 responses



Preview



Theme

Send



Questions

Responses **1**

# Arctic Cloud Developer Challenge 2022 Team Registration

We are thrilled that you would like to join us for the 12th year of Arctic Cloud Developer Challenge!

Date: February 10th-13th 2022

Place: Voksenaasen Hotell, Ullveien 4, 0791 Oslo

Price: NOK 10.000,-

More information: <https://arcticclouddeveloperchallenge.net>

This registration is binding

1. Full name \*

2. Email \*

# Register your team here, registration is binding



## Arctic Cloud Developer Challenge 2022 Team Registration

✓ Thanks!

Thank you for signing up to  
Arctic Cloud Developer Challenge!

You will soon get an email with more  
details about the event.

Talk soon!

[Print or get PDF of answers](#)

[Submit another response](#)

Your flow is ready to go. It's turned on and will trigger when you submit a new response to the selected form.

Flows > 2022 - Attendee QR-code creation

**Details** Edit

<b>Flow</b> 2022 - Attendee QR-code creation	<b>Status</b> On
<b>Description</b> For each new response, send an email notification and create an item in SharePoint.	<b>Created</b> Sep 19, 08:29 AM
<b>Owner</b> ACDC System User	<b>Modified</b> Sep 19, 08:29 AM
	<b>Type</b> Automated
	<b>Plan</b> Per-user plan

[Original template](#)

**Connections** Edit

- Encodian ACDCParticipants ✓
- Microsoft Forms ACDCsystemuser@acdc.blog ✓
- Office 365 Outlook Permissions ACDCsystemuser@acdc.blog ✓
- +1 Connections Multiple permissions

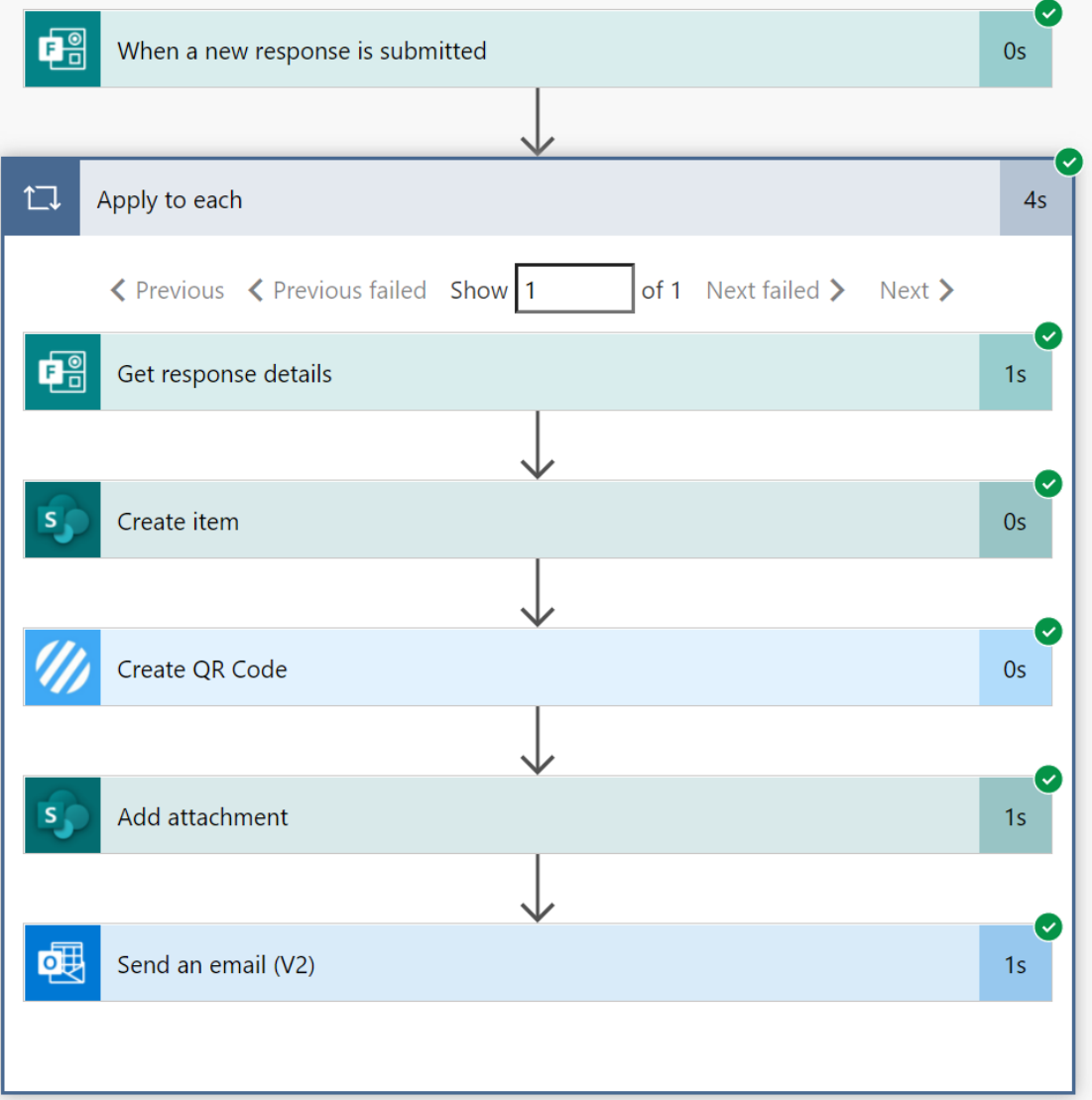
**Owners** Edit

- AU ACDC System User

**28-day run history** All runs

Start	Duration	Status
Sep 19, 08:19 PM (53 sec ago)	00:00:04	Succeeded
Sep 19, 08:29 AM (11 h ago)	00:00:02	Test succeeded
Sep 19, 08:26 AM (11 h ago)	00:00:02	Failed
Sep 19, 08:14 AM (12 h ago)	00:00:01	Succeeded

✔ Your flow ran successfully.



**When a new response is submitted**

\* Form Id

```
-bM9M7wUjUOYLzc2t8hWPp5v-
4iYUt1CipVNT3ggjshUN0hLMkLJUEFUNDE3ODIGTUVWSTBBUTQ2RyQIQ
CN0PWcu
```



**Apply to each**

\* Select an output from previous steps

List of respons... x

- Get response details
- Create item
- Create QR Code
- Add attachment
- Send an email (V2)

**When a new response is submitted**

\* Form Id

-bM9M7wUjUOYLzc2t8hWp5v-  
4iYUt1CipVNT3ggjshUN0hLMkLUEFUNDE3ODIGTUVWSTBBUTQ2RyQIQ  
CN0PWcu



**Apply to each**

\* Select an output from previous steps

List of respons... x

**Get response details**

\* Form Id

-bM9M7wUjUOYLzc2t8hWp5v-  
4iYUt1CipVNT3ggjshUN0hLMkLUEFUNDE3ODIGTUVWSTBBUTQ2RyQIQ  
CN0PWcu

\* Response Id


List of respons... x



**Create item**



**Create QR Code**



\* Form Id

\* Response Id



**S Create item**

\* Site Address

\* List Name

\* Has QR-code

\* Checked In?

Name

Email

Team

CheckInTime

Comments

Team Lead?

Company

Show advanced options



Company

Show advanced options ▼



**Create QR Code** ? ...

Barcode Data

Image Format  ▼

Show advanced options ▼



**Add attachment** ? ...

\* Site Address  ▼

\* List Name  ▼

\* Id

\* File Name

\* File Content



**Send an email (V2)** ? ...

Send an email (V2)

\*To Email x


\*Subject Thank you for registering to ACDC 2022

\*Body Font 12 B I U [Rich text editor icons]

Hi {Name} x .  
Thank you for registering for Arctic Cloud Developer Challenge 2022!  
We are looking forward to seing you in person!  
  
Date: February 10th - 13th 2022  
Where: Voksenaasen Hotel  
Why: Because it's fun!  
  
More information will follow, and you can always get the lates info at  
<https://arcticclouddeveloperchallenge.net>  
This is your ticket, and at the door, all you need to do is to show this email at  
the door.  
They will read the QR-code at the door and let you right in.  
  
Have a great day!

Show advanced options

Add an action



This is your ticket, and at the door, all you need to do is to show this email at the door. They will read the QR-code at the door and let you right in. Have a great day!

From (Send as) Email address to send mail from (requires "Send as" or "Send on behi

CC ua@skill.no

BCC Specify email addresses separated by semicolons like someone@con

Attachments Name - 1: Filename x  
Attachments Content - 1: File Content x  
+ Add new item

Reply To The email addresses to use when replying

Importance Importance

Hide advanced options ^

Add an action



- Home
- Conversations
- Documents
- Shared with us
- Notebook
- Pages
- Attendees
- Participants**
- Site contents
- Recycle bin
- Edit

[+ New](#)
[Edit in grid view](#)
[Share](#)
[Export](#)
[Automate](#)
[Integrate](#)

[All Items\\*](#)
[Filter](#)
[Info](#)
[Link](#)

### Participants ★

ID	Name	Email	Team	Vedlegg	CheckInTime	Checked In?
9	Leonardo	ua@skill.no	TMNT			
10	Raphael	ua@skill.no	TMNT			



# ACDC2022

- Home
- Conversations
- Documents
- Shared with us
- Notebook
- Pages
- Attendees
- Participants**
- Site contents
- Recycle bin
- Edit

[+ New](#) [Edit in grid view](#) [Share](#) [Export](#)

## Participants ★

ID	Name
9	Leonardo
10	Raphael
11	Danatello
14	Villan
15	Michelangelo
16	Splinter
17	Drone

[Edit all](#) [Copy link](#)



### Email

ua@skill.no

### Team

Villan Team

### CheckInTime

A few seconds ago

Has QR-code \*

✓

Checked In? \*

✓

### Company

Villan Company

### Comments

Enter value here

Team Lead?

Vedlegg

qrTemp.PNG X

[Add attachments](#)

Reply all | Delete | Junk | Block | ...

## Thank you for registering to ACDC 2022

This message was sent with Low importance  
This sender Ulrikke@acdc.blog is from outside your organisation. [Block sender](#)



Ulrikke Akerbæk <Ulrikke@acdc.blog>  
Sun 19/09/2021 08:15  
To: Ulrikke Akerbæk  
Cc: Ulrikke Akerbæk <Ulrikke@acdc.blog>

Like Reply Reply all Forward ...



Hi Leonardo.

Thank you for registering for Arctic Cloud Developer Challenge 2022!  
We are looking forward to seeing you in person!

Date: February 10th - 13th 2022  
Where: Voksenaasen Hotel  
Why: Because it's fun!


More information will follow, and you can always get the latest info at <https://arcticclouddeveloperchallenge.net>  
This is your ticket, and at the door, all you need to do is to show this email at the door.  
They will read the QR-code at the door and let you right in.

Have a great day!

Reply all | Delete | Junk | Block

qrTemp.PNG | Download | Full screen | Print | Save to OneDrive

Hide email



### Thank you for registering to ACDC 2022

To: Ulrikke Akerbæk  
Cc: Ulrikke Akerbæk <Ulrikke@acdc.blog>



Hi Leonardo.

Thank you for registering for Arctic Cloud Developer Challenge 2022!  
We are looking forward to seeing you in person!

Date: February 10th - 13th 2022  
Where: Voksenaasen Hotel  
Why: Because it's fun!

More information will follow, and you can always get the latest info at <https://arcticclouddeveloperchallenge.net>  
This is your ticket, and at the door, all you need to do is to show this email at the door.  
They will read the QR-code at the door and let you right in.

Have a great day!

[Home](#)[Conversations](#)[Documents](#)[Shared with us](#)[Notebook](#)[Pages](#)[Attendees](#)[Participants](#)[Site contents](#)[Recycle bin](#)[Edit](#)[+ New](#)[Edit in grid view](#)[Share](#)[Export](#)[Automate](#)[Integrate](#)

## Participants

ID	Name	Email	Team	Vedlegg	CheckInTime	Checked In?	Has C
9	Leonardo	ua@skill.no	TMNT		Yesterday at 14:09	✓	
10	Raphael	ua@skill.no	TMNT		A few seconds ago	✓	
11	Danatello	ua@skill.no	TMNT		Yesterday at 13:56	✓	
12	Michelangelo	ulrikke@akerbak.com	TMNT				
13	Splinter	ulrikke@akerbak.com	TMNT				
14	Villan	ua@skill.no	Villan Team				

← Back | File Home Insert **View** Action SettingsAttendee Check-In |  |  |  |  |  |  Data sources  Media  Collections  Variables  AdvancedOnScan =  $\text{fx}$  `Set(flowResponse, ('2022-CheckInAttendee'.Run(BarcodeScanner.Value).checkinresponse))`

## Tree view

Screens Components

Search

App

Start

barcode\_result

scanner

BarcodeScanner

Scanner Icon

scanner\_button\_bg

welcome

messageblock

List

CheckInScreen

BrowseScreen1

EditScreen1

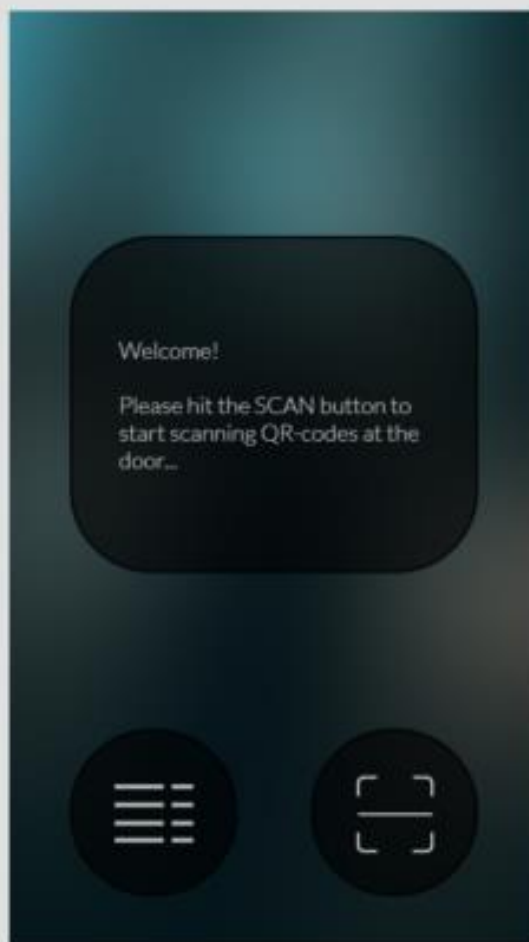
DetailScreen1

Branding

checkin\_button\_1

TextArea

Button



BARCODE SCANNER

BarcodeScanner

Properties **Advanced**

Search for a property ...

## ACTION

OnScan

`Set(flowResponse, ('2022-CheckInAttendee'.Run(BarcodeScanner.Value).checkinresponse))`

OnCancel

false

## DATA

Reset

false

Text

Tooltip

\*\*\*

ContentLanguage

\*\*\*

## DESIGN

Start BarcodeScanner

50 %

Fill = fx `RGBA(47, 79, 79, 1)`

Tree view

Screens Components

Search

App

Start

barcode\_result

scanner

BarcodeScanner

Scanner Icon

scanner\_button\_bg

welcome

messageblock

List

CheckInScreen

BrowseScreen1

EditScreen1

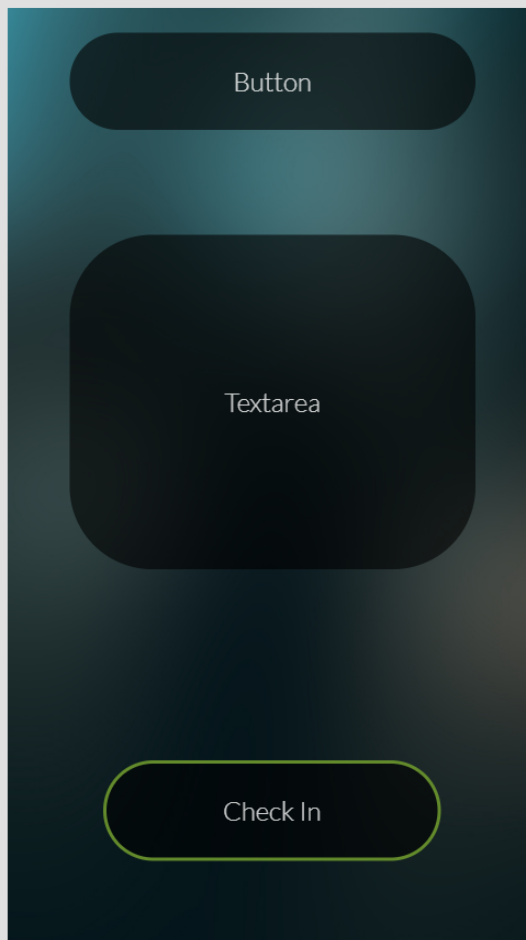
DetailScreen1

Branding

checkin\_button\_1

TextArea

Button



SCREEN

Branding

Properties Advanced

backgroundimage  
background\_blur\_1000  
ContentLanguage  
""

DESIGN

Fill  
RGBA(47, 79, 79, 1)  
ImagePosition  
ImagePosition.Fill  
Height  
Max(App.Height, App.MinScreenHeight)  
Width  
Max(App.Width, App.MinScreenWidth)  
LoadingSpinner  
LoadingSpinner.None  
LoadingSpinnerColor  
RGBA(56, 96, 178, 1)

Branding

50 %



Attendee Check-In



Opening ...



# Considerations

## Security

- QR-code value is a number (internal ID)
- Access to SharePoint List
- Run User for Power Automate Flow
- Run User for Canvas App
- Anonymous access to Form

## License

- Microsoft Forms – Free with E1, E3 and E5 license
- Power Automate licence (per user)
- Power Apps license (per user)
- SharePoint (Office 365)

# Extensibility

- Power Apps Portals Form for registering
  - Dataverse for storing registrations
  - Target multiple Attendee Lists?
  - Expire date for QR-code check in
  - Validate values in Power Automate
  - Handle error responses
- 
- Handle rapid check-in's?
  - Collect Scannings in a log

SEPTEMBER 20, 2021 / ULRIKKE AKERBÆK / CANVAS APP

## ATTENDEE CHECK-IN WITH CANVAS POWER APPS

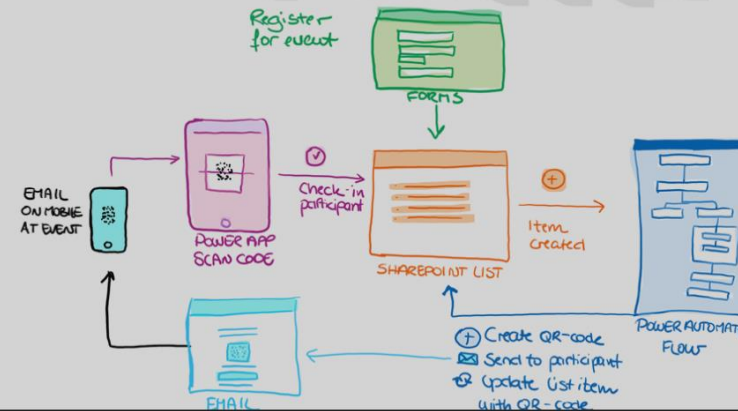
The Barcode Reader component in Canvas Power Apps makes it possible to read QR-codes and barcodes and process the embedded values. Share this...FacebookPinterestTwitterLinkedIn

Share this...



### ATTENDEE QR-CODE CHECK-IN WITH

SHAREPOINT + POWER APPS + POWER AUTOMATE



SEPTEMBER 20, 2021 / ULRIKKE AKERBÆK / EVENTS

## ATTENDEE REGISTRATION USING FORMS AND SHAREPOINT

Create a form using Microsoft Forms – and use Power Automate to automatically put registrations into a SharePoint List. Start by creating a Form using Microsoft Forms. Featured Photo by Headway on Unsplash Share this... FacebookPinterestTwitterLinkedIn

Share this...



ulrikke.akerbak.com

# Thank you!

SKILL



# Where to find me

LinkedIn [/ulrikke](#)

Twitter [@ulrikkeakerbk](#)

Email [ulrikke@akerbak.com](mailto:ulrikke@akerbak.com)

Blog [ulrikke.akerbak.com](http://ulrikke.akerbak.com)



<https://www.meetup.com/Oslo-Microsoft-Dynamics-CRM-Meetup/events/280331795>



<https://mvpdagen.no/>

Thank you

**DYNUG**