

DYNUG.NO

HØSTKONFERANSE 26. OG 27. NOVEMBER
AV BRUKERE - FOR BRUKERE



The background of the slide is a scenic landscape photograph. It shows a calm body of water in the foreground, reflecting the sky and the surrounding environment. On the right side, there is a rocky shoreline with several buildings, including a prominent grey and red structure. In the distance, a range of mountains is visible, with some peaks partially obscured by a layer of mist or low clouds. The sky is overcast with soft, grey clouds. The overall mood is serene and natural.

Using Telemetry in Dynamics 365 Business Central to Maximize Value for You and Your Clients

Milan Milincevic

Milan Milincevic

- BC Tech Lead @ BDO AS
- Microsoft MVP



Agenda

1

Intro & configuration

2

KQL

3

Custom telemetry and out-of-the-box options

4

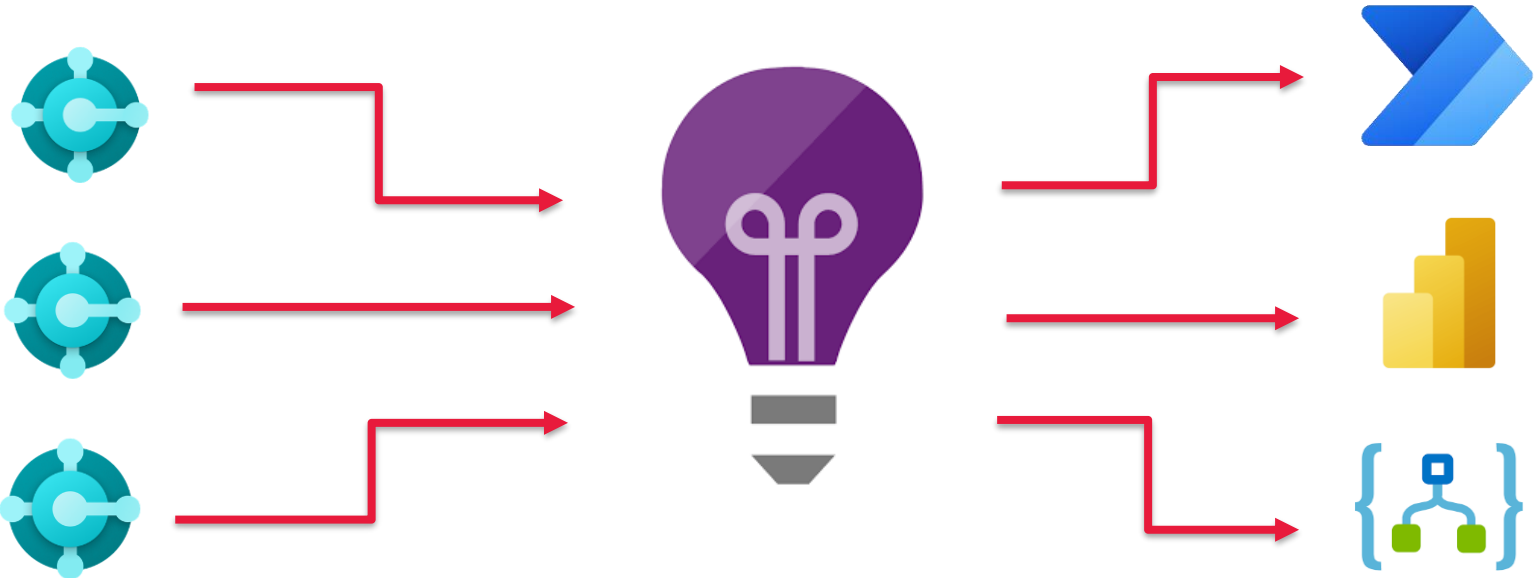
Cost management

What is telemetry?

"Automated **collection**, **analysis**, and **transfer** of data from remote sources, providing insights into system performance and user interactions."

-ChatGPT, 2024

Application Insights

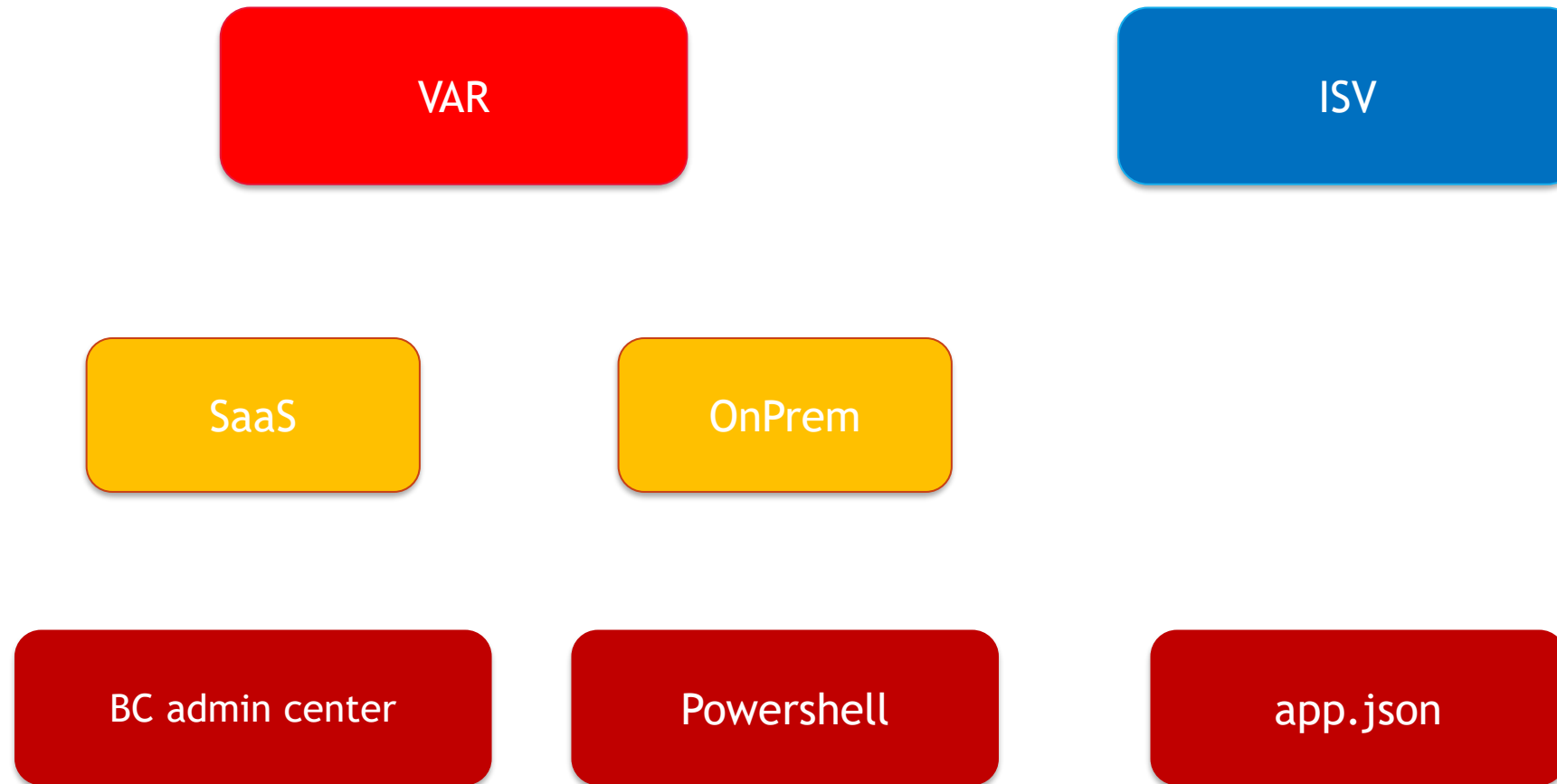


Event IDs

<https://learn.microsoft.com/en-us/dynamics365/business-central/dev-itpro/administration/telemetry-event-ids>



Business Central Setup



KQL

Kusto Query Language

- Used to query data from Application Insights
- Blazingly fast on big data sets
- Data visualization

KQL vs SQL

KQL	SQL
table	SELECT * FROM TABLE
where	WHERE
summarize	GROUP BY
order by	ORDER BY
count(), sum(), avg(), min(), max(),...	COUNT, SUM, AVG, MIN, MAX, ...

DEMO


Custom Telemetry

- Additional logging
- Session.`LogMessage`
- «`Feature Telemetry`» - part of the System app
- Tracking of standard and custom features
- Enables additional filtering


Power BI & Telemetry

- Microsoft
- 2 applications
- Simple installation
- **Power BI Pro License**


All results



Dynamics 365 Business Central Usage Analytics
Microsoft
Power BI apps
Visualize aspects of Business Central usage: user traffic, errors, performance, and administration.
★ 5.0 (22 ratings)
Free
[Get it now](#)



Dynamics 365 Business Central App Usage...
Microsoft
Power BI apps
Visualize Business Central app usage: user traffic, errors, performance, and administration.
★ 5.0 (4 ratings)
Free
[Get it now](#)



365
365 b
B
Conne
your M
Centra
★ 5.0
Free
[G](#)

DEMO

Cost Management

- 90 days retention policy
- First 5GB of data is free (per month)
- **Daily cap**
- **Data Collection rules**

3 things to remember

- Telemetry is for everyone
- Use telemetry on daily basis
- Take advantage of existing tools

DYNUG.NO

HØSTKONFERANSE 26. OG 27. NOVEMBER
AV BRUKERE - FOR BRUKERE



BDO

tett på